

2011

Instructions for Form 1040NR



Department of the Treasury
Internal Revenue Service

U.S. Nonresident Alien Income Tax Return

Section references are to the Internal Revenue Code unless otherwise noted.

General Instructions

What's New

Future developments. The IRS has created a page on IRS.gov for information about Form 1040NR and its instructions, at www.irs.gov/form1040nr. Information about any future developments affecting Form 1040NR (such as legislation enacted after we release it) will be posted on that page.

Due date of return. If you generally must file Form 1040NR by April 15, the due date for your 2011 Form 1040NR is April 17, 2012. The due date is April 17, instead of April 15, because April 15 is a Sunday and April 16 is the Emancipation Day holiday in the District of Columbia.

Refunds of certain withholding tax delayed. Refund requests for tax withheld and reported on Form 1042-S or Form 8805 may require additional time for processing. Allow up to 6 months for these refunds to be issued.

Capital gains and losses. In most cases, you must report your capital gains and losses on new Form 8949 and report the totals on Schedule D. If you sold a covered security in 2011, your broker will send you a Form 1099-B (or substitute statement) that shows your basis. This will help you complete Form 8949. Generally, a covered security is a security acquired after 2010. See the instructions for line 14.

Self-employed health insurance deduction. This deduction is no longer allowed on Schedule SE (Form 1040). However, you can still take it on Form 1040NR, line 29. See the instructions for line 29 for more information about this deduction.

Alternative minimum tax (AMT) exemption amount increased. The AMT exemption amount has increased to \$48,450 (\$74,450 if a

qualifying widow(er); \$37,225 if married filing separately).

Repayment of first-time homebuyer credit. If you have to repay the credit, you may be able to do so without attaching Form 5405. See the instructions for line 58b.

Standard mileage rates. The 2011 rate for business use of your vehicle is increased to 51 cents a mile (55½ cents a mile after June 30, 2011). The 2011 rate for use of your vehicle to move is increased to 19 cents a mile (23½ cents a mile after June 30, 2011). The 2011 rate for use of your vehicle to do volunteer work for certain charitable organizations is still 14 cents a mile. In addition, beginning in 2011, you may use the business standard mileage rate for a vehicle used for hire, such as a taxicab.

Roth IRAs. If you converted or rolled over an amount to a Roth IRA in 2010 and did not elect to report the taxable amount on your 2010 return, you generally must report half of it on your 2011 return and the rest on your 2012 return. Report the amount that is taxable on your 2011 return on line 16b (for conversions from IRAs) or 17b (for rollovers from qualified retirement plans, other than from a designated Roth account). See the instructions for lines 16a and 16b and lines 17a and 17b.

Designated Roth accounts. If you rolled over an amount from a 401(k) or 403(b) plan to a designated Roth account in 2010 and did not elect to report the taxable amount on your 2010 return, you generally must report half of it on your 2011 return and the rest on your 2012 return. See the instructions for lines 17a and 17b.

Health savings accounts (HSAs) and Archer MSAs. The additional tax on distributions from HSAs and Archer MSAs not used for qualified medical expenses has increased to 20% for distributions after 2010. See Form 8889 or Form 8853 (and the instructions) for details.

Foreign financial assets. If you have certain foreign financial assets

with a total value of more than \$50,000 in 2011, you may have to file new Form 8938 if you are one of the following individuals.

- A bona fide resident of Puerto Rico or American Samoa.
 - An individual who elects to be treated as a nonresident alien under the provisions of a tax treaty with the United States.
- Check www.irs.gov/form8938 for details.

Expired tax benefits. You cannot claim the alternative motor vehicle credit for a vehicle you bought after 2010 unless the vehicle is a new fuel cell motor vehicle. See Form 8910 and its instructions.

Items to Note

Form 1040NR-EZ. You may be able to use Form 1040NR-EZ if your only income from U.S. sources is wages, salaries, tips, refunds of state and local income taxes, and scholarship or fellowship grants. For more details, see Form 1040NR-EZ and its instructions.

Special rules for former U.S. citizens and former U.S. long-term residents. If you renounced your U.S. citizenship or terminated your long-term resident status, you may be subject to special rules. Different rules apply based on the date you renounced your citizenship or terminated your long-term residency in the United States. See *Special Rules for Former U.S. Citizens and Former U.S. Long-Term Residents (Expatriates)*, later.

Self-employment tax. You must pay self-employment tax on your self-employment income if an international social security agreement in effect between your country of tax residence and the United States provides that you are covered under the U.S. social security system. Enter the tax on line 54. See the instructions for line 54 for additional information. Deduct the deductible part of your self-employment tax on line 27.

Attach Schedule SE (Form 1040). See the Instructions for Schedule SE (Form 1040) for additional information.

Social security or Medicare taxes withheld in error. If you are a foreign student on an F1, J1, M, or Q visa, and social security or Medicare taxes were withheld on your wages in error, you may want to file Form 843, Claim for Refund and Request for Abatement, to request a refund of these taxes. For more information, see *Refund of Taxes Withheld in Error* in chapter 8 of Pub. 519, U.S. Tax Guide for Aliens.

Other reporting requirements. You also may have to file other forms, including the following:

- Form 8833, Treaty-Based Return Position Disclosure Under Section 6114 or 7701(b).
- Form 8840, Closer Connection Exception Statement for Aliens.
- Form 8843, Statement for Exempt Individuals and Individuals With a Medical Condition.
- Form 8938, Statement of Specified Foreign Financial Assets.

For more information, and to see if you must file one of these forms, see chapter 1 of Pub. 519.

Additional Information

If you need more information, our free publications may help you. Pub. 519 will be the most important, but the following publications also may help.

- Pub. 501 Exemptions, Standard Deduction, and Filing Information
- Pub. 525 Taxable and Nontaxable Income
- Pub. 529 Miscellaneous Deductions
- Pub. 597 Information on the United States—Canada Income Tax Treaty
- Pub. 901 U.S. Tax Treaties
- Pub. 910 IRS Guide to Free Tax Services (includes a list of all publications)

These free publications and the forms and schedules you will need are available from the Internal Revenue Service. You can download them at IRS.gov. Also see *Quick and Easy Access to Tax Help and Tax Forms and Publications*, later, for other ways to get them (as well as information on receiving IRS assistance in completing the forms).

Resident Alien or Nonresident Alien

If you are not a citizen of the United States, specific rules apply to determine if you are a resident alien or a nonresident alien for tax purposes. Generally, you are considered a resident alien if you meet either the green card test or the substantial presence test for 2011. (These tests are explained in *Green Card Test* and *Substantial Presence Test*, later.) Even if you do not meet either of these tests, you may be able to choose to be treated as a U.S. resident for part of 2011. See *First-Year Choice* in chapter 1 of Pub. 519 for details.

Generally, you are considered a nonresident alien for the year if you are not a U.S. resident under either of these tests. However, even if you are a U.S. resident under one of these tests, you still may be considered a nonresident alien if you qualify as a resident of a treaty country within the meaning of an income tax treaty between the United States and that country. You can download the complete text of most U.S. tax treaties at IRS.gov. Enter “tax treaties” in the search box at the top of the page. Technical explanations for many of those treaties are also available at that site.

For more details on resident and nonresident status, the tests for residence, and the exceptions to them, see Pub. 519.

Green Card Test

You are a resident for tax purposes if you were a lawful permanent resident (immigrant) of the United States at any time during 2011 and you took no steps to be treated as a resident of a foreign country under an income tax treaty. (However, see *Dual-Status Taxpayers*, later.) In most cases, you are a lawful permanent resident if the U.S. Citizenship and Immigration Services (USCIS) (or its predecessor organization, INS) has issued you an alien registration card, also known as a green card.

If you surrender your green card, your status as a resident for tax purposes will change as of the date you surrender your green card if all of the following are true.

1. You mail a letter to the USCIS stating your intent to surrender your green card.
2. You send this letter by certified mail, return receipt requested (or the foreign equivalent).

3. You have proof that the letter was received by the USCIS.

Keep a copy of the letter and the proof that the letter was received.



Until you have proof your letter was received, you remain a resident for tax purposes even if the USCIS would not recognize the validity of your green card because it is more than ten years old or because you have been absent from the United States for a period of time.

For more details, including special rules that apply if you give up your green card after holding it in at least 8 of the prior 15 years, see Pub. 519.

Substantial Presence Test

You are considered a U.S. resident if you meet the substantial presence test for 2011. You meet this test if you were physically present in the United States for at least:

1. 31 days during 2011, and
2. 183 days during the period 2011, 2010, and 2009, using the following chart.

(a) Year	(b) Days of physical presence	(c) Multiplier	(d) Testing days (multiply (b) times (c))
2011		1.000	
2010		.333	
2009		.167	
Total testing days (add column (d))			

Generally, you are treated as present in the United States on any day that you are physically present in the country at any time during the day. However, there are exceptions to this rule. In general, do not count the following as days of presence in the United States for the substantial presence test.

- Days you commute to work in the United States from a residence in Canada or Mexico if you regularly commute from Canada or Mexico.
- Days you are in the United States for less than 24 hours when you are in transit between two places outside the United States.
- Days you are in the United States as a crew member of a foreign vessel.
- Days you intend, but are unable, to leave the United States because of a

medical condition that arose while you were in the United States.

- Days you are an exempt individual (defined next).



You may need to file Form 8843 to exclude days of presence in the United States for the substantial presence test. For more information on the requirements, see Form 8843 in chapter 1 of Pub. 519.

Exempt individual. For these purposes, an exempt individual is generally an individual who is a:

- Foreign government-related individual;
- Teacher or trainee who is temporarily present under a “J” or “Q” visa;
- Student who is temporarily present under an “F,” “J,” “M,” or “Q” visa; or
- Professional athlete who is temporarily in the United States to compete in a charitable sports event.

Note. Alien individuals with “Q” visas are treated as either students, teachers, or trainees and, as such, are exempt individuals for purposes of the substantial presence test if they otherwise qualify. “Q” visas are issued to aliens participating in certain international cultural exchange programs.

See Pub. 519 for more details regarding days of presence in the United States for the substantial presence test.

Closer Connection to Foreign Country

Even though you otherwise would meet the substantial presence test, you can be treated as a nonresident alien if you:

- Were present in the United States for fewer than 183 days during 2011,
- Establish that during 2011 you had a tax home in a foreign country, and
- Establish that during 2011 you had a closer connection to one foreign country in which you had a tax home than to the United States unless you had a closer connection to two foreign countries.

See Pub. 519 for more information.

Closer connection exception for foreign students. If you are a foreign student in the United States, and you have met the substantial presence test, you still may be able to claim you are a nonresident alien. You must meet both of the following requirements.

1. You establish that you do not intend to reside permanently in the United States. The facts and

circumstances of your situation are considered to determine if you do not intend to reside permanently in the United States. The facts and circumstances include the following.

- a. Whether you have taken any steps to change your U.S. immigration status to lawful permanent resident.
 - b. During your stay in the United States, whether you have maintained a closer connection with a foreign country than with the United States.
2. You have substantially complied with your visa requirements.

You must file a fully completed Form 8843 with the IRS to claim the closer connection exception. See *Form 8843* in chapter 1 of Pub. 519.



You cannot use the closer connection exception to remain a nonresident alien indefinitely. You must have in mind an estimated departure date from the United States in the near future.

Who Must File

File Form 1040NR if any of the following four conditions applies to you.

1. You were a nonresident alien engaged in a trade or business in the United States during 2011. You must file even if:
 - a. You have no income from a trade or business conducted in the United States,
 - b. You have no U.S. source income, or
 - c. Your income is exempt from U.S. tax under a tax treaty or any section of the Internal Revenue Code.

However, if you have no gross income for 2011, do not complete the schedules for Form 1040NR. Instead, attach a list of the kinds of exclusions you claim and the amount of each.



Gross income. *Gross income means all income you received in the form of money, goods, property, and services that is not exempt from tax. In most cases, it includes only income from U.S. sources. Gross income includes gains, but not losses, from asset transactions. Gross income from a business means, for example, the amount on Schedule C (Form 1040), line 7; or Schedule F (Form 1040), line 9. But, in figuring gross income, do not reduce your income by any losses, including any loss on Schedule C (Form 1040), line 7; or Schedule F (Form 1040), line 9.*

2. You were a nonresident alien not engaged in a trade or business in the United States during 2011 and:

- a. You received income from U.S. sources that is reportable on Schedule NEC, lines 1 through 12, and

- b. Not all of the U.S. tax that you owe was withheld from that income.

3. You represent a deceased person who would have had to file Form 1040NR.

4. You represent an estate or trust that has to file Form 1040NR.

Other situations when you must file. You must file a return for 2011 if you owe any special taxes, including any of the following.

- Alternative minimum tax.
- Additional tax on a qualified plan, including an individual retirement arrangement (IRA), or other tax-favored account. But if you are filing a return only because you owe this tax, you can file **Form 5329** by itself.

- Household employment taxes. But if you are filing a return only because you owe this tax, you can file **Schedule H** by itself.

- Social security and Medicare tax on tips you did not report to your employer or on wages you received from an employer who did not withhold these taxes.
- Recapture of first-time homebuyer credit. See the instructions for line 58b on *Line 58b—First-time homebuyer credit repayment*, later.
- Write-in taxes or recapture taxes, including uncollected social security and Medicare or RRTA tax on tips you reported to your employer or on group-term life insurance and additional taxes on health savings accounts. See the instructions for line 59.

You also must file a return if you received HSA, Archer MSA, or Medicare Advantage MSA distributions.

You also must file a return if you had net earnings from self-employment of at least \$400 and you are a resident of a country with whom the United States has an international social security agreement. See the instructions for line 54.

Exceptions. You do not need to file Form 1040NR if:

1. Your only U.S. trade or business was the performance of personal services; and
 - a. Your wages were less than \$3,700; and

b. You have no other need to file a return to claim a refund of overwithheld taxes, to satisfy additional withholding at source, or to claim income exempt or partly exempt by treaty; or

2. You were a nonresident alien student, teacher, or trainee who was temporarily present in the United States under an "F," "J," "M," or "Q" visa, and you have no income that is subject to tax under section 871 (that is, the income items listed on page 1 of Form 1040NR, lines 8 through 21, and on page 4, Schedule NEC, lines 1 through 12).

3. You were a partner in a U.S. partnership that was not engaged in a trade or business in the United States during 2011 and your Schedule K-1 (Form 1065) includes only income from U.S. sources that you must report on Schedule NEC, lines 1 through 12.



If the partnership withholds taxes on this income in 2012 and the tax withheld and reported on line 9 of Form 1042-S is more or less than the tax due on the income, you will need to file Form 1040NR for 2012 to pay the underwithheld tax or claim a refund of the overwithheld tax.



Even if you do not otherwise have to file a return, you should file one to get a refund of any federal income tax withheld. You also should file if you are engaged in a U.S. trade or business and are eligible for any of the following credits.

- Additional child tax credit.
- Credit for federal tax on fuels.
- Adoption credit.
- Refundable credit for prior year minimum tax.
- Health coverage tax credit.

See Pub. 501 for details. Also see Pub. 501 if you do not have to file but received a Form 1099-B (or substitute statement).

Exception for certain children under age 19 or full-time students.

If your child was under age 19 at the end of 2011 or was a full-time student under age 24 at the end of 2011, had income only from interest and dividends that are effectively connected with a U.S. trade or business, and that income totaled less than \$9,500, you can elect to report your child's income on your return. To do so, use Form 8814. If you make this election, your child does not have to file a return. For

details, including the conditions for children under age 24, see Form 8814.

A child born on January 1, 1988, is considered to be age 24 at the end of 2011. Do not use Form 8814 for such a child.

Filing a deceased person's return.

The personal representative must file the return for a deceased person who was required to file a return for 2011. A personal representative can be an executor, administrator, or anyone who is in charge of the deceased person's property.

Filing for an estate or trust. If you are filing Form 1040NR for a nonresident alien estate or trust, change the form to reflect the provisions of Subchapter J, Chapter 1, of the Internal Revenue Code. You may find it helpful to refer to Form 1041 and its instructions.



If you are filing Form 1040NR for a foreign trust, you may have to file Form 3520-A, Annual Information Return of Foreign Trust With a U.S. Owner, on or before March 15, 2012. For more information, see the Instructions for Form 3520-A.

Simplified Procedure for Claiming Certain Refunds

You can use this procedure only if you meet all of the following conditions for the tax year.

- You were a nonresident alien.
- You were not engaged in a trade or business in the United States at any time.
- You had no income that was effectively connected with the conduct of a U.S. trade or business.
- Your U.S. income tax liability was fully satisfied through withholding of tax at source.
- You are filing Form 1040NR solely to claim a refund of U.S. tax withheld at source.

Example. John is a nonresident alien individual. The only U.S. source income he received during the year was dividend income from U.S. stocks. The dividend income was reported to him on Form(s) 1042-S. On one of the dividend payments, the withholding agent incorrectly withheld at a rate of 30% (instead of 15%). John is eligible to use the simplified procedure.

If you meet all of the conditions listed earlier for the tax year, complete Form 1040NR as follows.

Page 1. Enter your name, identifying number (defined in *Identifying*

Number, later), and all address information requested at the top of page 1. If your income is not exempt from tax by treaty, leave the rest of page 1 blank. If your income is exempt from tax by treaty, enter the exempt income on line 22 and leave the rest of page 1 blank.

Page 4—Schedule NEC, lines 1a through 12. Enter the amounts of gross income you received from dividends, interest, royalties, pensions, annuities, and other income. If any income you received was subject to backup withholding or withholding at source, you must include all gross income of that type that you received. The amount of each type of income should be shown in the column under the appropriate U.S. tax rate, if any, that applies to that type of income in your particular circumstances.

If you are entitled to a reduced rate of, or exemption from, withholding on the income pursuant to a tax treaty, the appropriate rate of U.S. tax is the same as the treaty rate. Use column (d) if the appropriate tax rate is other than 30%, 15%, or 10%, including 0%.

Example. Mary is a nonresident alien individual. The only U.S. source income she received during the year was as follows.

- 4 dividend payments.
- 12 interest payments.

All payments were reported to Mary on Form(s) 1042-S. On one of the dividend payments, the withholding agent incorrectly withheld at a rate of 30% (instead of 15%). There were no other withholding discrepancies. Mary must report all four dividend payments. She is not required to report any of the interest payments.

Note. Payments of gross proceeds from the sale of securities or regulated futures contracts are generally exempt from U.S. tax. If you received such payments and they were subjected to backup withholding, specify the type of payment on line 12 and show the amount in column (d).

Lines 13 through 15. Complete these lines as instructed on the form.

Page 5—Schedule OI. You must answer all questions. For item L, identify the country, tax treaty article(s) under which you are applying for a refund of tax, and the amount of exempt income in the current year. Also attach Form 8833 if required.

Note. If you are claiming a reduced rate of, or exemption from, tax based on a tax treaty, you generally must be a resident of the particular treaty country within the meaning of the treaty and you cannot have a permanent establishment or fixed base in the United States. See Pub. 901 for more information on tax treaties.

Page 2—lines 53 and 60. Enter on line 53 the tax on income not effectively connected with a U.S. trade or business from page 4, Schedule NEC, line 15. Enter your total income tax liability on line 60.

Line 61a. Enter the total amount of U.S. tax withheld from Form(s) 1099.

Line 61d. Enter the total amount of U.S. tax withheld on income not effectively connected with a U.S. trade or business from Form(s) 1042-S.

Line 69. Add lines 61a through 68. This is the total tax you have paid.

Lines 70 and 71a. Enter the difference between line 60 and line 69. This is your total refund.

You can have the refund deposited into more than one account. See *Lines 71a through 71e—Amount refunded to you*, later, for more details.

Line 71e. You may be able to have your refund check mailed to an address that is not shown on page 1. See *Line 71e*, later, for more details.

Signature. You must sign and date your tax return. See *Sign Your Return*, later.

Documentation. You must attach acceptable proof of the withholding for which you are claiming a refund. If you are claiming a refund of backup withholding tax based on your status as a nonresident alien, you must attach a copy of the Form 1099 that shows the income and the amount of backup withholding. If you are claiming a refund of U.S. tax withheld at source, you must attach a copy of the Form 1042-S that shows the income and the amount of U.S. tax withheld. Attach the forms to the left margin of page 1.

Additional Information

Portfolio interest. If you are claiming a refund of U.S. tax withheld from portfolio interest, include a description of the relevant debt obligation, including the name of the

issuer, CUSIP number (if any), interest rate, and the date the debt was issued.

Withholding on distributions. If you are claiming an exemption from withholding on a distribution from a U.S. corporation with respect to its stock because the corporation had insufficient earnings and profits to support dividend treatment, you must attach a statement that identifies the distributing corporation and provides the basis for the claim.

If you are claiming an exemption from withholding on a distribution from a mutual fund or real estate investment trust (REIT) with respect to its stock because the distribution was designated as long-term capital gain or a nondividend distribution, you must attach a statement that identifies the mutual fund or REIT and provides the basis for the claim.

If you are claiming an exemption from withholding on a distribution from a U.S. corporation with respect to its stock because, in your particular circumstances, the transaction qualifies as a redemption of stock under section 302, you must attach a statement that describes the transaction and presents the facts necessary to establish that the payment was a complete redemption, a disproportionate redemption, or not essentially equivalent to a dividend.

When To File

Individuals. If you were an employee and received wages subject to U.S. income tax withholding, file Form 1040NR by the 15th day of the 4th month after your tax year ends. A return for the 2011 calendar year is due by **April 17, 2012.** (The due date is April 17, instead of April 15, because April 15 is a Sunday and April 16 is the Emancipation Day holiday in the District of Columbia).

If you file after this date, you may have to pay interest and penalties. See *Interest and Penalties*, later.

If you did not receive wages as an employee subject to U.S. income tax withholding, file Form 1040NR by the 15th day of the 6th month after your tax year ends. A return for the 2011 calendar year is due by June 15, 2012.

Estates and trusts. If you file for a nonresident alien estate or trust that has an office in the United States, file the return by the 15th day of the 4th month after the tax year ends. If you file for a nonresident alien estate or

trust that does not have an office in the United States, file the return by the 15th day of the 6th month after the tax year ends.

Note. If the due date for filing falls on a Saturday, Sunday, or legal holiday, file by the next business day.

Extension of time to file. If you cannot file your return by the due date, file Form 4868 to get an automatic 6-month extension of time to file. You must file Form 4868 by the regular due date of the return.



An automatic 6-month extension to file does not extend the time to pay your tax. If you do not pay your tax by the original due date of your return, you will owe interest on the unpaid tax and may owe penalties. See Form 4868.

Where To File

Individuals. Mail Form 1040NR to:

Department of the Treasury
Internal Revenue Service
Austin, TX 73301-0215 U.S.A.

Estates and trusts. Mail Form 1040NR to:

Department of the Treasury
Internal Revenue Service
Cincinnati, OH 45999-0048 U.S.A.

Private Delivery Services

You can use certain private delivery services designated by the IRS to meet the “timely mailing as timely filing/paying” rule for tax returns and payments. These private delivery services include only the following.

- DHL Express (DHL): DHL Same Day Service.
- Federal Express (FedEx): FedEx Priority Overnight, FedEx Standard Overnight, FedEx 2Day, FedEx International Priority, and FedEx International First.
- United Parcel Service (UPS): UPS Next Day Air, UPS Next Day Air Saver, UPS 2nd Day Air, UPS 2nd Day Air A.M., UPS Worldwide Express Plus, and UPS Worldwide Express.

The private delivery service can tell you how to get written proof of the mailing date.

Election To Be Taxed as a Resident Alien

You can elect to be taxed as a U.S. resident for the whole year if all of the following apply.

- You were married.

- Your spouse was a U.S. citizen or resident alien on the last day of the tax year.
- You file a joint return for the year of the election using Form 1040, 1040A, or 1040EZ.

To make this election, you must attach the statement described in Pub. 519 to your return. Do not use Form 1040NR.

Your worldwide income for the whole year must be included and will be taxed under U.S. tax laws. You must agree to keep the records, books, and other information needed to figure the tax. If you made the election in an earlier year, you can file a joint return or separate return for 2011. If you file a separate return, use Form 1040 or Form 1040A. You must include your worldwide income for the whole year whether you file a joint or separate return.



If you make this election, you may forfeit the right to claim benefits otherwise available under a U.S. tax treaty. For more information about the benefits that otherwise might be available, see the specific treaty.

Dual-Status Taxpayers

Note. If you elect to be taxed as a resident alien (discussed in *Election To Be Taxed as a Resident Alien*, earlier), the special instructions and restrictions discussed here do not apply.

Dual-Status Tax Year

A dual-status year is one in which you change status between nonresident and resident alien. Different U.S. income tax rules apply to each status.

Most dual-status years are the years of arrival or departure. Before you arrive in the United States, you are a nonresident alien. After you arrive, you may or may not be a resident, depending on the circumstances.

If you become a U.S. resident, you stay a resident until you leave the United States. You may become a nonresident alien when you leave if you meet both of the following conditions.

- After leaving (or after your last day of lawful permanent residency if you met the green card test) and for the remainder of the calendar year of your departure, you have a closer connection to a foreign country than to the United States.
- During the next calendar year, you are not a U.S. resident under either

the green card test or the substantial presence test.

See Pub. 519 for more information.

What and Where to File for a Dual-Status Year

If you were a U.S. resident on the last day of the tax year, file Form 1040. Enter "Dual-Status Return" across the top and attach a statement showing your income for the part of the year you were a nonresident. You can use Form 1040NR as the statement; enter "Dual-Status Statement" across the top. Do not sign Form 1040NR. Mail your return and statement to:

Department of the Treasury
Internal Revenue Service
Austin, TX 73301-0215 U.S.A.

If you were a nonresident on the last day of the tax year, file Form 1040NR. Enter "Dual-Status Return" across the top and attach a statement showing your income for the part of the year you were a U.S. resident. You can use Form 1040 as the statement; enter "Dual-Status Statement" across the top. Do not sign Form 1040. Mail your return and statement to:

Department of the Treasury
Internal Revenue Service
Austin, TX 73301-0215 U.S.A.

Statements. Any statement you file with your return must show your name, address, and identifying number (defined in *Identifying Number*, later).

Former U.S. long-term residents are required to file Form 8854, Initial and Annual Expatriation Statement, with their dual-status return for the last year of U.S. residency. To determine if you are a former U.S. long-term resident, see *Expatriation Tax*, in chapter 4 of Pub. 519.

Income Subject to Tax for Dual-Status Year

As a dual-status taxpayer not filing a joint return, you are taxed on income from all sources for the part of the year you were a resident alien. Generally, you are taxed on income only from U.S. sources for the part of the year you were a nonresident alien. However, all income effectively connected with the conduct of a trade or business in the United States is taxable.

Income you received as a dual-status taxpayer from sources outside the United States while a resident alien is taxable even if you became a nonresident alien after

receiving it and before the close of the tax year. Conversely, income you received from sources outside the United States while a nonresident alien is not taxable in most cases even if you became a resident alien after receiving it and before the close of the tax year. Income from U.S. sources is taxable whether you received it while a nonresident alien or a resident alien.

Restrictions for Dual-Status Taxpayers

Standard deduction. You cannot take the standard deduction even for the part of the year you were a resident alien.

Head of household. You cannot use the Head of household Tax Table column or Section D of the Tax Computation Worksheet.

Joint return. You cannot file a joint return unless you elect to be taxed as a resident alien (see *Election To Be Taxed as a Resident Alien*, earlier) instead of a dual-status taxpayer.

Tax rates. If you were married and a nonresident of the United States for all or part of the tax year and you do not make the election discussed earlier to be taxed as a resident alien, you must use the Married filing separately column in the Tax Table or Section C of the Tax Computation Worksheet to figure your tax on income effectively connected with a U.S. trade or business. If you were married, you cannot use the Single Tax Table column or Section A of the Tax Computation Worksheet.

Deduction for exemptions. As a dual-status taxpayer, you usually will be entitled to your own personal exemption. Subject to the general rules for qualification, you are allowed exemptions for your spouse and dependents in figuring taxable income for the part of the year you were a resident alien. The amount you can claim for these exemptions is limited to your taxable income (determined without regard to exemptions) for the part of the year you were a resident alien. You cannot use exemptions (other than your own) to reduce taxable income to below zero for that period.

Special rules apply for exemptions for the part of the year a dual-status taxpayer is a nonresident alien if the taxpayer is a resident of Canada, Mexico, or South Korea; a U.S. national; or a student or business apprentice from India.

See Pub. 519 for more information.

Tax credits. You cannot take the earned income credit, the credit for the elderly or disabled, or any education credit unless you elect to be taxed as a resident alien (see *Election To Be Taxed as a Resident Alien*, earlier) instead of a dual-status taxpayer.

See chapter 6 of Pub. 519 for information on other credits.

How To Figure Tax for Dual-Status Year

When you figure your U.S. tax for a dual-status year, you are subject to different rules for the part of the year you were a resident and the part of the year you were a nonresident.

All income for the period of residence and all income that is effectively connected with a trade or business in the United States for the period of nonresidence, after allowable deductions, is combined and taxed at the same rates that apply to U.S. citizens and residents. For the period of residence, allowable deductions include all deductions on Schedule A of Form 1040, including medical expenses, real property taxes, and certain interest.

See the Instructions for Schedule A (Form 1040).

Income that is not effectively connected with a trade or business in the United States for the period of nonresidence is subject to the flat 30% rate or lower treaty rate. No deductions are allowed against this income.

If you were a resident alien on the last day of the tax year and you are filing Form 1040, include the tax on the noneffectively connected income on Form 1040, line 60. Enter "Tax from Form 1040NR" as the code on the space provided.

If you are filing Form 1040NR, enter the tax from the Tax Table, Tax Computation Worksheet, Qualified Dividends and Capital Gain Tax Worksheet, Schedule D Tax Worksheet, Schedule J (Form 1040), or Form 8615 on Form 1040NR, line 42, and the tax on the noneffectively connected income on line 53.

Credit for taxes paid. You are allowed a credit against your U.S. income tax liability for certain taxes you paid or are considered to have paid or that were withheld from your income. These include:

1. Tax withheld from wages earned in the United States and taxes withheld at the source from various items of income from U.S. sources other than wages. This includes U.S. tax withheld on dispositions of U.S. real property interests.

When filing Form 1040, show the total tax withheld on line 62. Enter amounts from the attached statement (Form 1040NR, line 61a through 61d) in the column to the right of line 62 and identify and include them in the amount on line 62.

When filing Form 1040NR, show the total tax withheld on lines 61a through 61d. Enter the amount from the attached statement (Form 1040, line 62) in the column to the right of line 61a, and identify and include it in the amount on line 61a.

2. Estimated tax paid with Form 1040-ES or Form 1040-ES (NR).

3. Tax paid with Form 1040-C at the time of departure from the United States. When filing Form 1040, include the tax paid with Form 1040-C with the total payments on line 72. Identify the payment in the area to the left of the entry.

How To Report Income on Form 1040NR

Community Income

If either you or your spouse (or both you and your spouse) were nonresident aliens at any time during the tax year and you had community income during the year, treat the community income according to the applicable community property laws except as follows.

- Earned income of a spouse, other than trade or business income or partnership distributive share income. The spouse whose services produced the income must report it on his or her separate return.
- Trade or business income, other than partnership distributive share income. Treat this income as received by the spouse carrying on the trade or business and report it on that spouse's return.
- Partnership distributive share income (or loss). Treat this income (or loss) as received by the spouse who is the partner and report it on that spouse's return.
- Income derived from the separate property of one spouse that is not earned income, trade or business income, or partnership distributive

share income. The spouse with the separate property must report this income on his or her separate return.

See Pub. 555, Community Property, for more details.

Kinds of Income

You must divide your income for the tax year into the following three categories.

1. Income effectively connected with a U.S. trade or business. This income is taxed at the same rates that apply to U.S. citizens and residents. Report this income on page 1 of Form 1040NR. Pub. 519 describes this income in greater detail.

2. U.S. income not effectively connected with a U.S. trade or business. This income is taxed at 30% unless a treaty between your country and the United States has set a lower rate that applies to you. Report this income on Schedule NEC on page 4 of Form 1040NR. Pub. 519 describes this income in greater detail.

Note. Use line 57 to report the 4% tax on U.S. source gross transportation income.

3. Income exempt from U.S. tax. If the income is exempt from tax by treaty, complete item L of Schedule OI on page 5 of Form 1040NR and line 22 on page 1.

Dispositions of U.S. Real Property Interests

Gain or loss on the disposition of a U.S. real property interest (see Pub. 519 for definition) is taxed as if the gain or loss were effectively connected with the conduct of a U.S. trade or business.

Report gains and losses on the disposition of U.S. real property interests on Schedule D (Form 1040) and Form 1040NR, line 14. Also, net gains may be subject to the alternative minimum tax. See *Line 43—Alternative minimum tax*, later. See *Real Property Gain or Loss* in chapter 4 of Pub 519 for more information.

Income You Can Elect To Treat as Effectively Connected With a U.S. Trade or Business

You can elect to treat some items of income as effectively connected with a U.S. trade or business. The election applies to all income from real property located in the United States

and held for the production of income and to all income from any interest in such property. This includes:

- Gains from the sale or exchange of such property or an interest therein,
- Gains on the disposal of timber, coal, or iron ore with a retained economic interest,
- Rents from real estate, or
- Rents and royalties from mines, oil or gas wells, or other natural resources.

The election does not apply to dispositions of U.S. real property interests, discussed earlier.

To make the election, attach a statement to your return for the year of the election. Include the following items in your statement.

1. That you are making the election.
2. A complete list of all of your real property, or any interest in real property, located in the United States (including location). Give the legal identification of U.S. timber, coal, or iron ore in which you have an interest.
3. The extent of your ownership in the real property.
4. A description of any substantial improvements to the property.
5. Your income from the property.
6. The dates you owned the property.
7. Whether the election is under section 871(d) or a tax treaty.
8. Details of any previous elections and revocations of the real property election.

Foreign Income Taxed by the United States

You may be required to report some income from foreign sources on your U.S. return if it is effectively connected with a U.S. trade or business. For this foreign income to be treated as effectively connected with a U.S. trade or business, you must have an office or other fixed place of business in the United States to which the income can be attributed. For more information, including a list of the types of foreign source income that must be treated as effectively connected with a U.S. trade or business, see Pub. 519.

Special Rules for Former U.S. Citizens and Former U.S. Long-Term Residents (Expatriates)

The expatriation tax provisions apply to certain U.S. citizens who have lost their citizenship and long-term

residents who have ended their residency. You are a former U.S. long-term resident if you were a lawful permanent resident of the United States (green-card holder) in at least 8 of the last 15 tax years ending with the year your residency ends.

Different expatriation tax rules apply to individuals based on the date of expatriation. The dates are:

- Before June 4, 2004;
- After June 3, 2004, and before June 17, 2008; and
- After June 16, 2008.

For more information on the expatriation tax provisions, see *Expatriation Tax* in chapter 4 of Pub. 519; the Instructions for Form 8854; and Notice 2009-85 (for expatriation after June 16, 2008), 2009-45 I.R.B. 598, available at www.irs.gov/irb/2009-45_IRB/ar10.html.

Line Instructions for Form 1040NR

Name and Address

Individuals. Enter your name, street address, city or town, and country on the appropriate lines. Include an apartment number after the street address, if applicable. Check the box for "Individual."

Estates and trusts. Enter the name of the estate or trust and check the box for "Estate or Trust." You must include different information for estates and trusts that are engaged in a trade or business in the United States.

Not engaged in a trade or business. Attach a statement to Form 1040NR with your name, title, address, and the names and addresses of any U.S. grantors and beneficiaries.

Engaged in a trade or business in the United States. Attach a statement to Form 1040NR with your name, title, address, and the names and addresses of all beneficiaries.

P.O. box. Enter your box number only if your post office does not deliver mail to your home.

Foreign address. If you have a foreign address, enter the city name on the appropriate line. Do not enter any other information on that line, but also complete the spaces below that line.

Country name. Do not abbreviate the country name. Enter the name in uppercase letters in English. Follow the country's practice for entering the postal code and the name of the province, county, or state.

Address change. If you plan to move after filing your return, use Form 8822, Change of Address, to notify the IRS of your new address.

Name change. If you changed your name because of marriage, divorce, etc., and your identifying number is a social security number, be sure to report the change to the Social Security Administration (SSA) before filing your return. This prevents delays in processing your return and issuing refunds. It also safeguards your future social security benefits. See *Social security number (SSN)* below for how to contact the SSA.

Death of a taxpayer. See *Death of a Taxpayer* under *General Information*, later.

Identifying Number

An incorrect or missing identifying number can increase your tax, reduce your refund, or delay your refund.

Social security number (SSN). If you are an individual, in most cases you are required to enter your SSN. If you do not have an SSN but are eligible to get one, you should apply for it. Get Form SS-5, Application for a Social Security Card, online at www.socialsecurity.gov, from your local Social Security Administration (SSA) office, or by calling the SSA at 1-800-772-1213.

Fill in Form SS-5 and bring it to your local SSA office in person, along with original documentation showing your age, identity, immigration status, and authority to work in the United States. If you are an F-1 or M-1 student, you also must show your Form I-20. If you are a J-1 exchange visitor, you also must show your Form DS-2019. It usually takes about 2 weeks to get an SSN once the SSA has all the evidence and information it needs.

Check that both the name and SSN on your Forms W-2, 1040NR, and 1099 agree with your social security card. If they do not, certain deductions and credits on your Form 1040NR may be reduced or disallowed and you may not receive credit for your social security earnings. If your Form W-2 shows an incorrect SSN or name, notify your

employer or the form-issuing agent as soon as possible to make sure your earnings are credited to your social security record. If the name or SSN on your social security card is incorrect, call the SSA at 1-800-772-1213.

IRS individual taxpayer identification number (ITIN). If you do not have and are not eligible to get an SSN, you must enter your ITIN whenever an SSN is requested on your tax return. If you are required to include another person's SSN on your return and that person does not have and cannot get an SSN, enter that person's ITIN.

For details on how to apply for an ITIN, see Form W-7, Application for IRS Individual Taxpayer Identification Number, and its instructions. Get Form W-7 online at IRS.gov. Enter "ITIN" in the search box. It takes 6 to 10 weeks to get an ITIN.

Note. An ITIN is for tax use only. It does not entitle you to social security benefits or change your employment or immigration status under U.S. law.



If, after reading these instructions and our free publications, you are not sure how to complete the applications or have additional questions, see Calling the IRS, later.

Employer identification number (EIN). If you are filing Form 1040NR for an estate or trust, enter the EIN of the estate or trust. If the entity does not have an EIN, you must apply for one by filing Form SS-4, Application for Employer Identification Number. For details on how to get an EIN, see Form SS-4 and its instructions. Form SS-4 is available at IRS.gov. Click on "Forms & Pubs" and then on "Form and Instruction Number."

Filing Status

The amount of your tax depends on your filing status. Before you decide which box to check, read the following explanations.

Were you single or married?

Single. You can check the box on line 1 or line 2 if any of the following was true on December 31, 2011.

- You were never married.
- You were legally separated under a decree of divorce or separate maintenance. But if, at the end of 2011, your divorce was not final, you are considered married and cannot check the box on line 1 or line 2.

- You were widowed before January 1, 2011, and did not remarry before the end of 2011. But if you have a dependent child, you may be able to use the qualifying widow(er) filing status. See the instructions for line 6, later.
- You meet the tests described under *Married persons who live apart*, later.

Married. If you were married on December 31, 2011, consider yourself married for the whole year, even if you did not live with your spouse at the end of 2011.

If your spouse died in 2011, consider yourself married to that spouse for the whole year, unless you remarried in 2011.

For federal tax purposes, a marriage means only a legal union between a man and a woman as husband and wife, and the word "spouse" means a person of the opposite sex who is a husband or a wife.

U.S. national. A U.S. national is an individual who, although not a U.S. citizen, owes his or her allegiance to the United States. U.S. nationals include American Samoans and Northern Mariana Islanders who chose to become U.S. nationals instead of U.S. citizens.

Married persons who live apart. Some married persons who have a child and who do not live with their spouse can file as single. If you meet all five of the following tests and you are a married resident of Canada or Mexico, or you are a married U.S. national, check the box on line 1. If you meet the following tests and you are a married resident of South Korea, check the box on line 2.

1. You file a separate return from your spouse.
2. You paid over half the cost of keeping up your home for 2011.
3. You lived apart from your spouse for the last 6 months of 2011. Temporary absences for special circumstances, such as for business, medical care, school, or military service, count as time lived in the home.
4. Your home was the main home of your child, stepchild, or foster child for more than half of 2011. Temporary absences by you or the child for special circumstances, such as school, vacation, business, or medical care, count as time the child lived in the home. If the child was born or died in 2011, you still can file as single as long as the home was

that child's main home for the part of the year he or she was alive in 2011.

5. You can claim a dependency exemption for the child or the child's other parent claims him or her as a dependent under the rules for children of divorced or separated parents. See Form 8332, Release/Revocation of Release of Claim to Exemption for Child by Custodial Parent.

Adopted child. An adopted child is always treated as your own child. An adopted child includes a child lawfully placed with you for legal adoption.

Foster child. A foster child is any child placed with you by an authorized placement agency or by judgment, decree, or other order of any court of competent jurisdiction.

Line 3 or line 4—Married resident. If you checked the box on line 3 or line 4, you must enter your spouse's first and last name and identifying number in the space provided.

You cannot check the box on line 3 or line 4 if your spouse does not have an SSN or an ITIN. If your spouse is not eligible to apply for an SSN, he or she must apply for an ITIN.



If your spouse is a nonresident alien, is not being claimed as an exemption, and does not have an identifying number (SSN or ITIN), enter "NRA" in the space for Spouse's identifying number. Do not leave the space blank. If you have applied for an SSN or ITIN, enter "Applied for."

Line 6—Qualifying widow(er) with dependent child. You can check the box on line 6 if all of the following apply.

1. You were a resident of Canada, Mexico, or South Korea or were a U.S. national.
2. Your spouse died in 2009 or 2010 and you did not remarry before the end of 2011.
3. You have a child or stepchild whom you claim as a dependent. This does not include a foster child.
4. This child lived in your home for all of 2011. Temporary absences by you or the child for special circumstances, such as school, vacation, business, or medical care, count as time lived in the home.

A child is considered to have lived with you for all of 2011 if the child was born or died in 2011 and your home was the child's home for the entire time he or she was alive.

5. You paid over half the cost of keeping up your home. To find out what is included in the cost of keeping up a home, see Pub. 501.

6. You were a resident alien or U.S. citizen the year your spouse died. This refers to your actual status, not the election that some nonresident aliens can make to be taxed as U.S. residents.

7. You could have filed a joint return with your spouse the year he or she died, even if you did not actually do so.

Adopted child. An adopted child is always treated as your own child. An adopted child includes a child lawfully placed with you for legal adoption.

Exemptions

Exemptions for estates and trusts are described in the instructions for line 40, later.

Note. Residents of India who were students or business apprentices may be able to claim exemptions for their spouse and dependents.

See Pub. 519 for more details.

Line 7b—Spouse. If you checked filing status box 3 or 4, you can take an exemption for your spouse only if your spouse had no gross income for U.S. tax purposes and cannot be claimed as a dependent on another U.S. taxpayer's return. (You can do this even if your spouse died in 2011.) If you checked filing status box 4, do not check line 7b if your spouse did not live with you in the United States at any time during 2011.

Line 7c—Dependents. Only U.S. nationals and residents of Canada, Mexico, and South Korea can claim exemptions for their dependents. If you were a U.S. national or a resident of Canada or Mexico, you can claim exemptions for your children and other dependents on the same terms as U.S. citizens. If you were a resident of South Korea, you can claim an exemption for any of your children who lived with you in the United States at some time during 2011.

You can take an exemption for each of your dependents. If you have more than four dependents, include a statement showing the required information.



For additional information on the definition of a qualifying child and whether you can claim an exemption for a dependent,

see Exemptions for Dependents in Pub. 501.

Children who did not live with you due to divorce or separation. If you checked filing status box 1 or 3 and are claiming as a dependent a child who did not live with you under the rules for children of divorced or separated parents, include with your return Form 8332 or a substantially similar statement signed by the custodial parent and whose only purpose is to release a claim to an exemption for a child. The form or statement must release the custodial parent's claim to the child without any conditions. For example, the release must not depend on the noncustodial parent paying support.

If the divorce decree or separation agreement went into effect after 1984 and before 2009, the noncustodial parent may be able to include certain pages from the decree or agreement instead of Form 8332. See Form 8332 for details.



You must include the required information even if you filed it with your return in an earlier year.

Release of exemption revoked. A custodial parent who has revoked his or her previous release of a claim to exemption for a child must include a copy of the revocation with his or her return. For details, see Form 8332.

Other dependent children. Include the total number of children who did not live with you for reasons other than divorce or separation on the line labeled "Dependents on 7c not entered above."

Line 7c, column (2). You must enter each dependent's identifying number (SSN, ITIN, or adoption taxpayer identification number (ATIN)). Otherwise, at the time we process your return, we may disallow the exemption claimed for the dependent and reduce or disallow any other tax benefits (such as the child tax credit) based on the dependent.



For details on how your dependent can get an identifying number, see Identifying Number, earlier.

If your dependent child was born and died in 2011 and you do not have an identifying number for the child, enter "Died" in column (2) and attach a copy of the child's birth certificate, death certificate, or hospital records.

The document must show the child was born alive.

Adoption taxpayer identification numbers (ATINs). If you have a dependent who was placed with you for legal adoption and you do not know his or her SSN, you must get an ATIN for the dependent from the IRS. See Form W-7A, Application for Taxpayer Identification Number for Pending U.S. Adoptions, for details. If the dependent is not a U.S. citizen or resident alien, apply for an ITIN instead, using Form W-7. See *IRS individual taxpayer identification number (ITIN)*, earlier.

Line 7c, column (4). Check the box in this column if your dependent is a qualifying child for the child tax credit (defined next). If you have at least one qualifying child, you may be able to take the child tax credit on line 48 and the additional child tax credit on line 63.

Qualifying child for child tax credit. A qualifying child for purposes of the child tax credit is a child who meets the following requirements.

- The child was under age 17 at the end of 2011 and younger than you or any age and permanently or totally disabled.
- The child is your son, daughter, stepchild, foster child, brother, sister, stepbrother, stepsister, half brother, half sister, or a descendant of any of them (for example, your grandchild, niece, or nephew).
- The child is not filing a joint return for 2011 (or is filing a joint return for 2011 only as a claim for refund of withheld income tax or estimated tax paid).
- The child is a U.S. citizen, a U.S. national, or a U.S. resident alien.
- The child did not provide over half of his or her own support for 2011.
- The child lived with you for more than half of 2011. Temporary absences by you or the child for special circumstances, such as school, vacation, business, or medical care, count as time the child lived with you. A child is considered to have lived with you for all of 2011 if the child was born or died in 2011 and your home was the child's home for the entire time he or she was alive.
- You can and do claim an exemption for the child.

In addition, if a parent can claim the child as a qualifying child, but no parent does so claim the child, you cannot claim the child as a qualifying child unless your AGI is higher than

the highest AGI of any parent of the child.

An adopted child is always treated as your own child. An adopted child includes a child lawfully placed with you for legal adoption.

Rounding Off to Whole Dollars

You can round off cents to whole dollars on your return and schedules. If you do round to whole dollars, you must round all amounts. To round, drop amounts under 50 cents and increase amounts from 50 to 99 cents to the next dollar. For example, \$1.39 becomes \$1 and \$2.50 becomes \$3.

If you have to add two or more amounts to figure the amount to enter on a line, include cents when adding the amounts and round off only the total.

Income Effectively Connected With U.S. Trade or Business

Pub. 519 explains how income is classified and what income you should report here. The instructions for this section assume you have decided that the income involved is effectively connected with a U.S. trade or business in which you were engaged. But your decision may not be easy. Interest, for example, may be effectively connected with a U.S. trade or business, it may not be, or it may be tax-exempt. The tax status of income also depends on its source. Under some circumstances, items of income from foreign sources are treated as effectively connected with a U.S. trade or business. Other items are reportable as effectively connected or not effectively connected with a U.S. trade or business, depending on how you elect to treat them.

Line 8—Wages, salaries, tips, etc.

Enter the total of your effectively connected wages, salaries, tips, etc. Only U.S. source income is included on line 8 as effectively connected wages. For most people, the amount to enter on this line should be shown in box 1 of their Form(s) W-2.



Do not include on line 8 amounts exempted under a tax treaty. Instead, include these amounts on line 22 and complete item L of Schedule OI on page 5 of Form 1040NR.

Services performed partly within and partly without the United States. If you performed services as an employee both inside and outside the United States, you must allocate your compensation between U.S. and non-U.S. sources.

Compensation (other than certain fringe benefits) generally is sourced on a time basis. To figure your U.S. source income, divide the number of days you performed labor or personal services within the United States by the total number of days you performed labor or personal services within and without the United States. Multiply the result by your total compensation (other than certain fringe benefits).

Fringe benefits. Certain fringe benefits (such as housing and educational expenses) are sourced on a geographic basis. The source of the fringe benefit compensation generally is your principal place of work. The amount of the fringe benefit compensation must be reasonable and you must keep records that are adequate to support the fringe benefit compensation.



You may be able to use an alternative method to determine the source of your compensation and/or fringe benefits if the alternative method more properly determines the source of the compensation.

For 2011, if your total compensation (including fringe benefits) is \$250,000 or more and you allocate your compensation using an alternative method, check the “Yes” boxes in item K of Schedule OI on page 5. Also attach to Form 1040NR a statement that contains the following information.

1. The specific compensation or the specific fringe benefit for which an alternative method is used.
2. For each such item, the alternative method used to allocate the source of the compensation.
3. For each such item, a computation showing how the alternative allocation was computed.
4. A comparison of the dollar amount of the compensation sourced within and without the United States under both the alternative method and the time or geographical method for determining the source.

You must keep documentation showing why the alternative method more properly determines the source of the compensation.

Other types of income. The following types of income also must be included in the total on line 8.

- Wages received as a household employee for which you did not receive a Form W-2 because your employer paid you less than \$1,700 in 2011. Also, enter “HSH” and the amount not reported on Form W-2 on the dotted line next to line 8.
- Tip income you did not report to your employer. This should include any allocated tips shown in box 8 on your Form(s) W-2 unless you can prove that your unreported tips are less than the amount in box 8. Allocated tips are not included as income in box 1. See Pub. 531, Reporting Tip Income, for more details.

Also include the value of any noncash tips you received, such as tickets, passes, or other items of value. Although you do not report these noncash tips to your employer, you must report them on line 8.



You may owe social security and Medicare tax on unreported tips. See the instructions for line 55, later.

Dependent care benefits, which should be shown in box 10 of your Form(s) W-2. But first complete Form 2441 to see if you can exclude part or all of the benefits.

Employer-provided adoption benefits, which should be shown in box 12 of your Form(s) W-2 with code T. But see the Instructions for Form 8839 to find out if you can exclude part or all of the benefits. You also may be able to exclude amounts if you adopted a child with special needs and the adoption became final in 2011.

Excess salary deferrals. The amount deferred should be shown in box 12 of your Form W-2, and the “Retirement plan” box in box 13 should be checked. If the total amount you deferred for 2011 under all plans was more than \$16,500 (excluding catch-up contributions as explained below), include the excess on line 8. This limit is (a) \$11,500 if you only have SIMPLE plans, or (b) \$19,500 for section 403(b) plans if you qualify for the 15-year rule in Pub. 571. Although designated Roth contributions are subject to this limit, do not include the excess attributable to such contributions on line 8. They already are included as income in box 1 of your Form W-2.

A higher limit may apply to participants in section 457(b) deferred

compensation plans for the 3 years before retirement age. Contact your plan administrator for more information.

If you were age 50 or older at the end of 2011, your employer may have allowed an additional deferral (catch-up contributions) of up to \$5,500 (\$2,500 for section 401(k)(11) and SIMPLE plans). This additional deferral amount is not subject to the overall limit on elective deferrals.



You cannot deduct the amount deferred. It is not included as income in box 1 of your Form W-2.

Disability pensions shown on Form 1042-S or Form 1099-R if you have not reached the minimum retirement age set by your employer. Disability pensions received after you reach minimum retirement age and other payments shown on Form 1042-S or Form 1099-R (other than payments from an IRA*) are reported on lines 17a and 17b. Payments from an IRA are reported on lines 16a and 16b

Corrective distributions from a retirement plan shown on Form 1042-S or Form 1099-R of excess salary deferrals and excess contributions (plus earnings). But do not include distributions from an IRA* on line 8. Instead, report distributions from an IRA on lines 16a and 16b.

Wages from Form 8919, line 6.

**This includes a Roth, SEP, or SIMPLE IRA.*

Missing or incorrect Form W-2.

Your employer is required to provide or send Form W-2 to you no later than January 31, 2012. If you do not receive it by early February, ask your employer for it. Even if you do not get a Form W-2, you still must report your earnings on line 8. If you lose your Form W-2 or it is incorrect, ask your employer for a new one.

Line 9a—Taxable interest. Report on line 9a all of your taxable interest income from assets effectively connected with a U.S. trade or business.

If you received interest not effectively connected with a U.S. trade or business, report it on Schedule NEC, page 4, unless it is tax exempt under a treaty and the withholding agent did not withhold tax on the payment. If the interest is tax exempt under a treaty, include the tax exempt amount on line 22 and complete item L of Schedule OI on page 5.

If the interest is tax exempt under a treaty but the withholding agent withheld tax, report the interest on Schedule NEC, line 2. Use column d and show 0% for the appropriate rate of tax.

See Pub. 901 for a quick reference guide to the provisions of U.S. tax treaties.

Interest from a U.S. bank, savings and loan association, credit union, or similar institution, and from certain deposits with U.S. insurance companies, is tax exempt to a nonresident alien if it is not effectively connected with a U.S. trade or business.

Interest credited in 2011 on deposits that you could not withdraw because of the bankruptcy or insolvency of the financial institution may not have to be included in your 2011 income.

See Pub. 550 for more details.

Line 9b—Tax-exempt interest.

Certain types of interest income from investments in state and municipal bonds and similar instruments are not taxed by the United States. If you received such tax-exempt interest income, report the amount on line 9b. Include any exempt-interest dividends from a mutual fund or other regulated investment company. Do not include interest earned on your IRA, health savings account, Archer or Medicare Advantage MSA, or Coverdell education savings account. Also, do not include interest from a U.S. bank, savings and loan association, credit union, or similar institution (or from certain deposits with U.S. insurance companies) that is exempt from tax under a tax treaty or under section 871(i) because the interest is not effectively connected with a U.S. trade or business.

Line 10a—Ordinary dividends.

Each payer should send you a Form 1099-DIV. Enter your total ordinary dividends from assets effectively connected with a U.S. trade or business on line 10a. This amount should be shown in box 1a of Form(s) 1099-DIV.

Capital gain distributions. If you received any capital gain distributions, see the instructions for line 14, later.

Nondividend distributions.

Some distributions are a return of your cost (or other basis). They will not be taxed until you recover your cost (or other basis). You must reduce your cost (or other basis) by these distributions. After you get back

all of your cost (or other basis), you must report these distributions as capital gains on Schedule D (Form 1040).

See Pub. 550 for more details.



Dividends on insurance policies are a partial return of the premiums you paid. Do not report them as dividends. Include them in income on line 21 only if they exceed the total of all net premiums you paid for the contract.

Line 10b—Qualified dividends.

Enter your total qualified dividends on line 10b. Qualified dividends also are included in the ordinary dividend total required to be shown on line 10a. Qualified dividends are eligible for a lower tax rate than other ordinary income. Generally, these dividends are shown in box 1b of your Form(s) 1099-DIV.

See Pub. 550 for the definition of qualified dividends if you received dividends not reported on Form 1099-DIV.

Exception. Some dividends may be reported as qualified dividends in box 1b of Form 1099-DIV but are not qualified dividends. These dividends include:

- Dividends you received as a nominee. See chapter 1 in Pub. 550.
- Dividends you received on any share of stock that you held for less than 61 days during the 121-day period that began 60 days before the ex-dividend date. The ex-dividend date is the first date following the declaration of a dividend on which the purchaser of a stock is not entitled to receive the next dividend payment. When counting the number of days you held the stock, include the day you disposed of the stock but not the day you acquired it. See the examples that follow. Also, when counting the number of days you held the stock, you cannot count certain days during which your risk of loss was diminished. See Pub. 550 for more details.
- Dividends attributable to periods totaling more than 366 days that you received on any share of preferred stock held for less than 91 days during the 181-day period that began 90 days before the ex-dividend date. When counting the number of days you held the stock, you cannot count certain days during which your risk of loss was diminished. See Pub. 550 for more details. Preferred dividends attributable to periods totaling less than 367 days are subject to the

61-day holding period rule, just described.

- Dividends on any share of stock to the extent that you are under an obligation (including a short sale) to make related payments with respect to positions in substantially similar or related property.
- Payments in lieu of dividends, but only if you know or have reason to know that the payments are not qualified dividends.

Example 1. You bought 5,000 shares of XYZ Corp. common stock on July 8, 2011. XYZ Corp. paid a cash dividend of 10 cents per share. The ex-dividend date was July 15, 2011. Your Form 1099-DIV from XYZ Corp. shows \$500 in box 1a (ordinary dividends) and in box 1b (qualified dividends). However, you sold the 5,000 shares on August 11, 2011. You held your shares of XYZ Corp. for only 34 days of the 121-day period (from July 9, 2011, through August 11, 2011). The 121-day period began on May 16, 2011 (60 days before the ex-dividend date), and ended on September 13, 2011. You have no qualified dividends from XYZ Corp. because you held the XYZ stock for less than 61 days.

Example 2. Assume the same facts as in Example 1 except that you bought the stock on July 14, 2011 (the day before the ex-dividend date), and you sold the stock on September 15, 2011. You held the stock for 63 days (from July 15, 2011, through September 15, 2011). The \$500 of qualified dividends shown in box 1b of Form 1099-DIV are all qualified dividends because you held the stock for 61 days of the 121-day period (from July 15, 2011, through September 13, 2011).

Example 3. You bought 10,000 shares of ABC Mutual Fund common stock on July 8, 2011. ABC Mutual Fund paid a cash dividend of 10 cents a share. The ex-dividend date was July 15, 2011. The ABC Mutual Fund advises you that the portion of the dividend eligible to be treated as qualified dividends equals 2 cents per share. Your Form 1099-DIV from ABC Mutual Fund shows total ordinary dividends of \$1,000 and qualified dividends of \$200. However, you sold the 10,000 shares on August 11, 2011. You have no qualified dividends from ABC Mutual Fund because you held the ABC Mutual Fund stock for less than 61 days.



Use the Qualified Dividends and Capital Gain Tax Worksheet or the Schedule D Tax Worksheet, whichever applies, to figure your tax. See the instructions for line 42 for details.

Line 11—Taxable refunds, credits, or offsets of state and local income taxes. If you received a refund, credit, or offset of state or local income taxes in 2011, you may receive a Form 1099-G. If you chose to apply part or all of the refund to your 2011 estimated state or local income tax, the amount applied is treated as received in 2011.



None of your refund is taxable if, in the year you paid the tax, you did not itemize deductions on Schedule A. If you were a student or business apprentice from India in 2010 and you claimed the standard deduction on your 2010 tax return, none of your refund is taxable. See Students and business apprentices from India in chapter 5 of Pub. 519. If none of your refund is taxable, leave line 11 blank.

For details on how to figure the amount you must report as income, see *Recoveries* in Pub. 525.

Line 12—Scholarship and fellowship grants. If you received a scholarship or fellowship, part or all of it may be taxable.

If you were a degree candidate, the amounts you used for expenses other than tuition and course-related expenses (fees, books, supplies, and equipment) are generally taxable. For example, amounts used for room, board, and travel are generally taxable.

If you were not a degree candidate, the full amount of the scholarship or fellowship is generally taxable. Also, amounts received in the form of a scholarship or fellowship that are payment for teaching, research, or other services are generally taxable as wages even if the services were required to get the grant.

If the grant was reported on Form(s) 1042-S, you generally must include the amount shown in box 2 of Form(s) 1042-S on line 12. However, if any or all of that amount is exempt by treaty, do not include the treaty-exempt amount on line 12. Instead, include the treaty-exempt amount on line 22 and complete item L of Schedule OI on page 5 of Form 1040NR.

Attach any Form(s) 1042-S you received from the college or institution. If you did not receive a Form 1042-S, attach a statement from the college or institution (on their letterhead) showing the details of the grant.

For more information about scholarships and fellowships in general, see Pub. 970.

Example 1. You are a citizen of a country that does not have an income tax treaty in force with the United States. You are a candidate for a degree at ABC University (located in the United States). You are receiving a full scholarship from ABC University. The total amounts you received from ABC University during 2011 are as follows:

Tuition and fees	\$25,000
Books, supplies, and equipment	1,000
Room and board	9,000
	<u>\$35,000</u>

The Form 1042-S you received from ABC University for 2011 shows \$9,000 in box 2 and \$1,260 (14% of \$9,000) in box 9.

Note. Box 2 shows only \$9,000 because withholding agents (such as ABC University) are not required to report section 117 amounts (tuition, fees, books, supplies, and equipment) on Form 1042-S.

When completing Form 1040NR:

- Enter on line 12 the \$9,000 shown in box 2 of Form 1042-S.
- Enter \$0 on line 31. Because section 117 amounts (tuition, fees, books, supplies, and equipment) were not included in box 2 of your Form 1042-S (and are not included on line 12 of Form 1040NR), you cannot exclude any of the section 117 amounts on line 31.
- Include on line 61d the \$1,260 shown in box 9 of Form 1042-S.

Example 2. The facts are the same as in Example 1 except that you are a citizen of a country that has an income tax treaty in force with the United States that includes a provision that exempts scholarship income and you were a resident of that country immediately before leaving for the United States to attend ABC University. Also, assume that, under the terms of the tax treaty, all of your scholarship income is exempt from tax because ABC University is a nonprofit educational organization.

Note. Many tax treaties do not permit an exemption from tax on

scholarship or fellowship grant income unless the income is from sources outside the United States. If you are a resident of a treaty country, you must know the terms of the tax treaty between the United States and the treaty country to claim treaty benefits on Form 1040NR. See the instructions for item L, Schedule OI, later, for details.

When completing Form 1040NR:

- Enter \$0 on line 12. The \$9,000 reported to you in box 2 of Form 1042-S is reported on line 22 (not line 12).
- Enter \$9,000 on line 22.
- Enter \$0 on line 31. Because none of the \$9,000 reported to you in box 2 of Form 1042-S is included in your income, you cannot exclude it on line 31.
- Include on line 61d any withholding shown in box 9 of Form 1042-S.
- Provide all the required information in item L, Schedule OI, on page 5 of Form 1040NR.

Line 13—Business income or (loss). If you operated a business or practiced your profession as a sole proprietor, report your effectively connected income and expenses on Schedule C or Schedule C-EZ (Form 1040).

Include any income you received as a dealer in stocks, securities, and commodities through your U.S. office. If you dealt in these items through an independent agent, such as a U.S. broker, custodian, or commissioned agent, your income may not be considered effectively connected with a U.S. business.

Note. For more information on tax provisions that apply to a small business, see Pub. 334, Tax Guide for Small Business.

Line 14—Capital gain or (loss). If you had effectively connected capital gains or losses, you must complete and attach Form 8949 and Schedule D (Form 1040). But see the *Exceptions*.

Gains and losses from disposing of U.S. real property interests are reported on Schedule D (Form 1040) and included on line 14 of Form 1040NR. See *Dispositions of U.S. Real Property Interests*, earlier.

Exception 1. You do not have to file Form 8949 or Schedule D (Form 1040) if both of the following apply.

1. You have no capital losses, and your only capital gains are capital gain distributions from Form(s) 1099-

DIV, box 2a (or substitute statements).

2. None of the Form(s) 1099-DIV (or substitute statements) have an amount in box 2b (unrecaptured section 1250 gain), box 2c (section 1202 gain), or box 2d (collectibles (28%) gain).

Exception 2. You must file Schedule D (Form 1040), but generally do not have to file Form 8949, if *Exception 1* does not apply and your only capital gains and losses are:

- Capital gain distributions;
- A capital loss carryover from 2010;
- A gain from Form 2439 or 6252 or Part I of Form 4797;
- A gain or loss from Form 4684, 6781, or 8824; or
- A gain or loss from a partnership, S corporation, estate, or trust.

If *Exception 1* applies, enter your total effectively connected capital gain distributions (from box 2a of Form(s) 1099-DIV) on line 14 and check the box on that line. If you received capital gain distributions as a nominee (that is, they were paid to you but actually belong to someone else), report on line 14 only the amount that belongs to you. Include a statement showing the full amount you received and the amount you received as a nominee.

See chapter 1 of Pub. 550 for filing requirements for Forms 1099-DIV and 1096.



TIP If you do not have to file Schedule D (Form 1040), use the *Qualified Dividends and Capital Gain Tax Worksheet* in the line 42 instructions to figure your tax.

Line 15—Other gains or (losses). If you sold or exchanged assets used in a U.S. trade or business, see the Instructions for Form 4797.

Lines 16a and 16b—IRA distributions. You should receive a Form 1099-R showing the total amount of any distribution from your individual retirement arrangement (IRA) before income tax or other deductions were withheld. This amount should be shown in box 1 of Form 1099-R. Unless otherwise noted in the line 16a and 16b instructions, an IRA includes a traditional IRA, Roth IRA, simplified employee pension (SEP) IRA, and a savings incentive match plan for employees (SIMPLE) IRA. Except as provided in the following exceptions, leave line 16a blank and enter the

total distribution (from Form 1099-R, box 1) on line 16b.

If you converted part or all of an IRA to a Roth IRA in 2010 and did not elect to report the taxable amount on your 2010 return, you generally must report half of it on your 2011 return and the rest on your 2012 return. See *2010 Roth IRA conversions*, later.

Exception 1. Enter the total distribution on line 16a if you rolled over part or all of the distribution from one:

- IRA to another IRA of the same type (for example, from one traditional IRA to another traditional IRA),
- SEP or SIMPLE IRA to a traditional IRA, or
- IRA to a qualified plan other than an IRA.

Also, enter “Rollover” next to line 16b. If the total distribution was rolled over in a qualified rollover, enter -0- on line 16b. If the total distribution was not rolled over in a qualified rollover, enter the part not rolled over on line 16b unless *Exception 2* applies to the part not rolled over. Generally, a qualified rollover must be made within 60 days after the day you received the distribution. For more details on rollovers, see Pub. 590, Individual Retirement Arrangements (IRAs).

If you rolled over the distribution into a qualified plan other than an IRA or you made the rollover in 2012, include a statement explaining what you did.

Exception 2. If any of the following apply, enter the total distribution on line 16a and see Form 8606 and its instructions to figure the amount to enter on line 16b.

1. You received a distribution from an IRA (other than a Roth IRA) and you made nondeductible contributions to any of your traditional or SEP IRAs for 2011 or an earlier year. If you made nondeductible contributions to these IRAs for 2011, also see Pub. 590.

2. You received a distribution from a Roth IRA. But if either (a) or (b) below applies, enter -0- on line 16b; you do not have to see Form 8606 or its instructions.

- a. Distribution code T is shown in box 7 of Form 1099-R and you made a contribution (including a conversion) to a Roth IRA for 2006 or an earlier year.

- b. Distribution code Q is shown in box 7 of Form 1099-R.

3. You converted part or all of a traditional, SEP, or SIMPLE IRA to a Roth IRA in 2011.

4. You had a 2010 or 2011 IRA contribution returned to you, with the related earnings or less any loss, by the due date (including extensions) of your tax return for that year.

5. You made excess contributions to your IRA for an earlier year and had them returned to you in 2011.

6. You recharacterized part or all of a contribution to a Roth IRA as a traditional IRA contribution, or vice versa.

Exception 3. If the distribution is a qualified charitable distribution (QCD), enter the total distribution on line 16a. If the total amount distributed is a QCD, enter -0- on line 16b. If only part of the distribution is a QCD, enter the part that is not a QCD on line 16b unless *Exception 2* applies to that part. Enter "QCD" next to line 16b.

A QCD is a distribution made directly by the trustee of your IRA (other than an ongoing SEP or SIMPLE IRA) to an organization eligible to receive tax-deductible contributions (with certain exceptions). You must have been at least age 70½ when the distribution was made.

Generally, your total QCDs for the year cannot be more than \$100,000. If you elected to treat a January 2011 QCD as made in 2010, report it on your 2011 return like any other 2011 QCD, as just described. However, if you also made another 2011 QCD and the total was more than \$100,000, attach a brief explanation. For example: "Line 16b-2010 QCD \$75,000; 2011 QCD \$70,000."

The amount of the QCD is limited to the amount that would otherwise be included in your income. If your IRA includes nondeductible contributions, the distribution is first considered to be paid out of otherwise taxable income.



You cannot claim a charitable contribution deduction for any QCD not included in your income.

Exception 4. If the distribution is a health savings account (HSA) funding distribution (HFD), enter the total distribution on line 16a. If the total amount distributed is an HFD and you elect to exclude it from income, enter -0- on line 16b. If only part of the distribution is an HFD and you elect to exclude that part from

income, enter the part that is not an HFD on line 16b unless *Exception 2* applies to that part. Enter "HFD" next to line 16b.

An HFD is a distribution made directly by the trustee of your IRA (other than an ongoing SEP or SIMPLE IRA) to your HSA. If eligible, you generally can elect to exclude an HFD from your income once in your lifetime. You cannot exclude more than the limit on HSA contributions or more than the amount that otherwise would be included in your income. If your IRA includes nondeductible contributions, the HFD is first considered to be paid out of otherwise taxable income.

See Pub. 969 for more details.



The amount of an HFD reduces the amount you can contribute to your HSA for the year. If you fail to maintain eligibility for an HSA for the 12 months following the month of the HFD, you may have to report the HFD as income and pay an additional tax. See Form 8889, Part III.

More than one exception applies. If more than one exception applies, include a statement showing the amount of each exception, instead of making an entry next to line 16b. For example: "Line 16b—\$1,000 Rollover and \$500 HFD." But you do not need to attach a statement if only *Exception 2* and one other exception apply.

2010 Roth IRA conversions. If you converted part or all of an IRA to a Roth IRA in 2010 and did not elect to report the taxable amount on your 2010 return, include on line 16b the amount from your 2010 Form 8606, line 20a. However, you may have to include a different amount on line 16b if either of the following applies.

- You received a distribution from a Roth IRA in 2010 or the owner of the Roth IRA died in 2011. See Pub. 590 to figure the amount to enter on line 16b.
- You received a distribution from a Roth IRA in 2011. Use Form 8606 to figure the amount to enter on line 16b.

More than one distribution. If you received more than one distribution, figure the taxable amount of each distribution and enter the total of the taxable amounts on line 16b. Enter the total amount of those distributions on line 16a.



You may have to pay an additional tax if: (a) you received an early distribution from your IRA and the total was not rolled over, or (b) you were born before July 1, 1940, and received less than the minimum required distribution from your traditional, SEP, and SIMPLE IRAs. See the instructions for line 56, later, for details.

More information. For more information about IRAs, see Pub. 590.

Lines 17a and 17b—Pensions and annuities. Use line 17a to report certain pension distributions. Use line 17b to report the taxable portion of those pension distributions.

You should receive a Form 1042-S or 1099-R showing the total amount of your pension and annuity payments before income tax or other deductions were withheld. This amount should be shown in box 1 of Form 1099-R or in box 2 of Form 1042-S. Pension and annuity payments include distributions from 401(k), 403(b), and governmental 457(b) plans. Rollovers and lump-sum distributions are explained later.

Report the part of any distribution that is effectively connected with the conduct of a trade or business in the United States on lines 17a and 17b. In general, the gross amount of any distribution that is not effectively connected income is subject to 30% withholding (unless reduced or eliminated by treaty). Report this income on Schedule NEC, line 7.

Do not include the following payments on lines 17a and 17b. Instead, report them on line 8.

- Disability pensions received before you reach the minimum retirement age set by your employer.
- Corrective distributions (including any earnings) of excess salary deferrals or excess contributions to retirement plans. The plan must advise you of the year(s) the distributions are includible in income.



Attach Form 1042-S or 1099-R to Form 1040NR if any federal income tax was withheld.

If you rolled over part or all of a qualified retirement plan (other than a designated Roth account) to a Roth IRA in 2010 (or you rolled over part or all of a 401(k) or 403(b) plan to a designated Roth account in 2010) and you did not elect to report the

taxable amount on your 2010 return, you generally must report half of it on your 2011 return and the rest on your 2012 return. See *2010 Roth IRA rollovers*, or *2010 in-plan rollovers*, whichever applies, later.

Effectively connected pension distributions. If you performed services in the United States while you were a nonresident alien, your


income generally is effectively connected with a U.S. trade or business. (See section 864 for details and exceptions.)

If you worked in the United States after December 31, 1986, the part of each pension distribution that is attributable to the services you performed after 1986 is income that is

effectively connected with a U.S. trade or business.

Example. You worked in the United States from January 1, 1980, through December 31, 1989 (10 years). You now receive monthly pension payments from your former U.S. employer's pension plan. 70% of each payment is attributable to services you performed during 1980

Simplified Method Worksheet—Lines 17a and 17b

Keep for Your Records 

Before you begin: If you are the beneficiary of a deceased employee or former employee who died **before** August 21, 1996, include any death benefit exclusion that you are entitled to (up to \$5,000) in the amount entered on line 2 below.

Note. If you had more than one partially taxable pension or annuity, figure the taxable part of each separately. Enter the total of the taxable parts on Form 1040NR, line 17b. Enter the total pension or annuity payments received in 2011 on Form 1040NR, line 17a.


1. Enter the total pension or annuity payments received in 2011. Also, enter this amount on Form 1040NR, line 17a **1.** _____
2. Enter your cost in the plan at the annuity starting date **2.** _____
Note. If you completed this worksheet last year, skip line 3 and enter the amount from line 4 of last year's worksheet on line 4 below (even if the amount of your pension or annuity has changed). Otherwise, go to line 3.
3. Enter the appropriate number from **Table 1** below. **But** if your annuity starting date was **after** 1997 **and** the payments are for your life and that of your beneficiary, enter the appropriate number from **Table 2** below **3.** _____
4. Divide line 2 by the number on line 3 **4.** _____
5. Multiply line 4 by the number of months for which this year's payments were made. If your annuity starting date was **before** 1987, skip lines 6 and 7 and enter this amount on line 8. Otherwise, go to line 6 **5.** _____
6. Enter the amount, if any, recovered tax free in years after 1986. If you completed this worksheet last year, enter the amount from line 10 of last year's worksheet **6.** _____
7. Subtract line 6 from line 2 **7.** _____
8. Enter the **smaller** of line 5 or line 7 **8.** _____
9. **Taxable amount.** Subtract line 8 from line 1. Enter the result, but not less than zero. Also, enter this amount on Form 1040NR, line 17b. If your Form 1042-S or Form 1099-R shows a larger amount, use the amount on this line instead of the amount from Form 1042-S or Form 1099-R **9.** _____
10. Was your annuity starting date before 1987?
 Yes.  Leave line 10 blank.
 No. Add lines 6 and 8. This is the **amount you have recovered tax free** through 2011. You will need this number when you fill out this worksheet next year. **10.** _____

Table 1 for Line 3 Above

IF the age at annuity starting date (see <i>Age (or combined ages) at annuity starting date</i>) was . . .	AND your annuity starting date was—	
	before November 19, 1996, enter on line 3.....	after November 18, 1996, enter on line 3.....
55 or under	300	360
56–60	260	310
61–65	240	260
66–70	170	210
71 or older	120	160

Table 2 for Line 3 Above

IF the combined ages at annuity starting date (see <i>Age (or combined ages) at annuity starting date</i>) were . . .	THEN enter on line 3 . . .
110 or under	410
111–120	360
121–130	310
131–140	260
141 or older	210

through 1986 (7 years) and 30% of each payment is attributable to services you performed during 1987 through 1989 (3 years). Include 30% of each pension payment in the total amount that you report on line 17a. Include 70% of each payment in the total amount that you report in the appropriate column on Schedule NEC, line 7.

In most cases, the effectively connected pension distribution will be fully taxable in the United States, so you must enter it on line 17b. However, in some situations, you can report a lower amount on line 17b. The most common situations are where:

- All or a part of your pension payment is exempt from U.S. tax,
- A part of your pension payment is attributable to after-tax contributions to the pension plan, or
- The payment is rolled over to another retirement plan.

See chapter 3 of Pub. 519; Pub. 575, Pension and Annuity Income; or Pub. 939, General Rule for Pensions and Annuities, for more information.

Fully taxable pensions and annuities. Your payments are fully taxable if (a) you did not contribute to the cost (see *Cost*, later) of your pension or annuity, or (b) you got your entire cost back tax free before 2011. If your pension or annuity is fully taxable, enter the total pension or annuity payments on line 17b; do not make an entry on line 17a.

If you received a Form RRB-1099-R, see Pub. 575 to find out how to report your benefits.

Partially taxable pensions and annuities. Enter the total pension or annuity payments on line 17a. If your Form 1042-S or Form 1099-R does not show the taxable amount, you must use the General Rule explained in Pub. 939 to figure the taxable part to enter on line 17b. But if your annuity starting date (defined later) was after July 1, 1986, see *Simplified method*, later, to find out if you must use that method to figure the taxable part.

You can ask the IRS to figure the taxable part for you for a \$1,000 fee. For details, see Pub. 939.

If your Form 1099-R shows a taxable amount, you can report that amount on line 17b. But you may be able to report a lower taxable amount by using the General Rule or the Simplified Method. If you received Form 1042-S, you must figure the

taxable part by using the General Rule or the Simplified Method.

Simplified method. You must use the Simplified Method if (a) your annuity starting date (defined later) was after July 1, 1986, and you used this method last year to figure the taxable part, or (b) your annuity starting date was after November 18, 1996, and both of the following apply.

- The payments are from a qualified employee plan, a qualified employee annuity, or a tax-sheltered annuity.
- On your annuity starting date, either you were under age 75 or the number of years of guaranteed payments was fewer than five. See Pub. 575 for the definition of guaranteed payments.

If you must use the Simplified Method, complete the Simplified Method Worksheet—Lines 17a and b to figure the taxable part of your pension or annuity. See Pub. 575 for more details on the Simplified Method.

Annuity starting date. Your annuity starting date is the later of the first day of the first period for which you received a payment or the date the plan's obligations became fixed.

Age (or combined ages) at annuity starting date. If you are the retiree, use your age on the annuity starting date. If you are the survivor of a retiree, use the retiree's age on his or her annuity starting date. But if your annuity starting date was after 1997 and the payments are for your life and that of your beneficiary, use your combined ages on the annuity starting date.

If you are the beneficiary of an employee who died, see Pub. 575. If there is more than one beneficiary, see Pub. 575 to figure each beneficiary's taxable amount.

Cost. Your cost is generally your net investment in the plan as of the annuity starting date. It does not include pre-tax contributions. Your net investment should be shown in box 9b of Form 1099-R for the first year you received payments from the plan. You must figure your net investment if you received Form 1042-S.

Rollovers. Generally, a qualified rollover is a tax-free distribution of cash or other assets from one retirement plan that is contributed to another plan within 60 days of receiving the distribution. However, a qualified rollover to a Roth IRA or a designated Roth account generally is not a tax-free distribution. Use lines

17a and 17b to report a qualified rollover, including a direct rollover, from one qualified employer's plan to another or to an IRA or SEP.

Enter on line 17a the distribution from box 1 of Form 1099-R or box 2 of Form 1042-S. From this amount, subtract any contributions (usually shown in box 5 of Form 1099-R or figured by you if you received Form 1042-S) that were taxable to you when made. From that result, subtract the amount of the qualified rollover. Enter the remaining amount on line 17b. If the remaining amount is zero and you have no other distribution to report on line 17b, enter zero on line 17b. Also, enter "Rollover" next to line 17b.

See Pub. 575 for more details on rollovers, including special rules that apply to rollovers from designated Roth accounts, partial rollovers of property, and distributions under qualified domestic relations orders.

2010 Roth IRA rollovers. If you rolled over part or all of a qualified retirement plan (other than a designated Roth account) to a Roth IRA in 2010 and you did not elect to report the taxable amount on your 2010 return, include on line 17b the amount from your 2010 Form 8606, line 25a. However, you may have to include a different amount on line 17b (or include an amount on line 16b instead of line 17b) if either of the following applies.

- You received a distribution from a Roth IRA in 2010 or the owner of the Roth IRA died in 2011. See Pub. 575 to figure the amount to include on line 17b.
- You received a distribution from a Roth IRA in 2011. Use Form 8606 to figure the amount to include on line 16b.


2010 in-plan Roth rollovers. If you rolled over part or all of a qualified retirement plan to a designated Roth account in 2010, and did not elect to report the taxable amount on your 2010 return, include on line 17b the amount from your 2010 Form 8606, line 25a. However, you may have to include a different amount on line 17b if either of the following applies.

- You received a distribution from your designated Roth account in 2010 after September 27, or the owner of the designated Roth account died in 2011. See Pub. 575 to figure the amount to include on line 17b.
- You received a distribution from the designated Roth account in 2011.


Use Form 8606 to figure the amount to enter on line 17b.

Lump-sum distributions. If you received a lump-sum distribution from a profit-sharing or retirement plan, your Form 1099-R should have the "Total distribution" box in box 2b checked. You need to figure this on your own if you received Form 1042-S. You may owe an additional tax if you received an early distribution from a qualified retirement plan and the total amount was not rolled over in a qualified rollover. For details, see the instructions for line 56, later.

Enter the total distribution on line 17a and the taxable part on line 17b. For details, see Pub. 575.

 **TIP** *You may be able to pay less tax on the distribution if you were born before January 2, 1936, or you are the beneficiary of a deceased employee who was born before January 2, 1936. For details, see Form 4972.*

Line 18—Rental real estate, royalties, partnerships, trusts, etc. Report income or loss from rental real estate, royalties, partnerships, estates, trusts, and residual interests in real estate mortgage investment conduits (REMICs) on line 18. Use Schedule E (Form 1040) to figure the amount to enter on line 18 and attach Schedule E (Form 1040) to your return. For more detailed instructions for completing Schedule E, see the Instructions for Schedule E (Form 1040).

 **TIP** *If you are electing to treat income from real property located in the United States as effectively connected with a U.S. trade or business, see Income You Can Elect To Treat as Effectively Connected With a U.S. Trade or Business, earlier, for more details on the election statement you must attach. If you do not make the election, report rental income on Schedule NEC, line 6. See Income from Real Property in chapter 4 of Pub. 519 for more details.*

Line 19—Farm income or (loss). Report farm income and expenses on line 19. Use Schedule F (Form 1040) to figure the amount to enter on line 19 and attach Schedule F (Form 1040) to your return. For more detailed instructions for completing Schedule F, see the Instructions for Schedule F (Form 1040). Also see Pub. 225, Farmer's Tax Guide, for samples of filled-in forms and

schedules and a list of important dates that apply to farmers.

Line 20—Unemployment compensation. You should receive a Form 1099-G showing in box 1 the total unemployment compensation paid to you in 2011. Report this amount on line 20. However, if you made contributions to a governmental unemployment compensation program and you are not itemizing deductions, reduce the amount you report on line 20 by those contributions.


If you received an overpayment of unemployment compensation in 2011 and you repaid any of it in 2011, subtract the amount you repaid from the total amount you received. Enter the result on line 20. Also, enter "Repaid" and the amount you repaid on the dotted line next to line 20. If, in 2011, you repaid unemployment compensation that you included in gross income in an earlier year, you can deduct the amount repaid on Schedule A (Form 1040NR), line 9. But if you repaid more than \$3,000, see *Repayments* in Pub. 525 for details on how to report the repayment.

Line 21—Other income. Use line 21 to report any other income effectively connected with your U.S. business that is not reported elsewhere on your return or other schedules. List the type and amount of income. If necessary, include a statement showing the required information. For more details, see *Miscellaneous Income* in Pub. 525.

Examples of income to report on line 21 include the following.


Taxable distributions from a Coverdell education savings account (ESA) or a qualified tuition program (QTP). Distributions from these accounts may be taxable if (a) they are more than the qualified higher education expenses of the designated beneficiary in 2011, and (b) they were not included in a qualified rollover. See Pub. 970.

Nontaxable distributions from these accounts, including rollovers, do not have to be reported on Form 1040NR.

 **CAUTION** *You may have to pay an additional tax if you received a taxable distribution from a Coverdell ESA or a QTP. See the Instructions for Form 5329.*

Taxable distributions from a health savings account (HSA) or

an Archer MSA. Distributions from these accounts may be taxable if (a) they are more than the unreimbursed qualified medical expenses of the account beneficiary or account holder in 2011, and (b) they were not included in a qualified rollover. See Pub. 969.

 **CAUTION** *You may have to pay an additional tax if you received a taxable distribution from an HSA or an Archer MSA. See the Instructions for Form 8889 for HSAs or the Instructions for Form 8853 for Archer MSAs.*

Amounts deemed to be income from an HSA because you did not remain an eligible individual during the testing period. See Form 8889, Part III.

Alternative trade adjustment assistance (ATAA) or reemployment trade adjustment assistance (RTAA) payments. These payments should be shown in box 5 of Form 1099-G.

Recapture of a charitable contribution deduction relating to the contribution of a fractional interest in tangible personal property. See *Fractional Interest in Tangible Personal Property* in Pub. 526, Charitable Contributions. Interest and an additional 10% tax apply to the amount of the recapture. See the instructions for line 59, later.

Recapture of a charitable contribution deduction if the charitable organization disposes of the donated property within 3 years of the contribution. See *Recapture if no exempt use* in Pub. 526.

Canceled debts. These amounts may be shown in box 2 of Form 1099-C or Form 1042-S. However, part or all of your income from the cancellation of debt may be nontaxable. See Pub. 4681 or go to IRS.gov and enter "canceled debt" or "foreclosure" in the search box.

Taxable part of disaster relief payments. See Pub. 525 to figure the taxable part, if any. If any of your disaster relief payment is taxable, attach a statement showing the total payment received and how you figured the taxable part.

Income that is not effectively connected. Report other income on Schedule NEC if it is not effectively connected with a U.S. trade or business.

Net operating loss (NOL) deduction. Include on line 21 any NOL deduction from an earlier year. Subtract it from any income on line 21 and enter the result. If the result is less than zero, enter it in parentheses. On the dotted line next to line 21, enter "NOL" and show the amount of the deduction in parentheses. See Pub. 536 for details.

Line 22—Treaty-exempt income. Report on line 22 the total of all your income that is exempt from tax by an income tax treaty, including both effectively connected income and not effectively connected income. Do not include this exempt income on line 23. You must complete item L of Schedule OI on page 5 of Form 1040NR to report income that is exempt from U.S. tax.

Adjusted Gross Income

Line 24—Educator expenses. If you were an eligible educator in 2011, you can deduct on line 24 up to \$250 of qualified expenses you paid in 2011. You may be able to deduct

expenses that are more than the \$250 limit on Schedule A (Form 1040NR), line 7. An eligible educator is a kindergarten through grade 12 teacher, instructor, counselor, principal, or aide who worked in a school for at least 900 hours during a school year.

Qualified expenses include ordinary and necessary expenses paid in connection with books, supplies, equipment (including computer equipment, software, and services), and other materials used in the classroom. An ordinary expense is one that is common and accepted in your educational field. A necessary expense is one that is helpful and appropriate for your profession as an educator. An expense does not have to be required to be considered necessary.

Qualified expenses do not include expenses for home schooling or for nonathletic supplies for courses in health or physical education.

You must reduce your qualified expenses by the following amounts.

- Excludable U.S. series EE and I savings bond interest from Form 8815.
- Nontaxable qualified tuition program earnings or distributions.
- Any nontaxable distribution of Coverdell education savings account earnings.
- Any reimbursements you received for these expenses that were not reported to you in box 1 of your Form W-2.

For more details, see Pub. 529.

Line 25—Health savings account (HSA) deduction. You may be able to take this deduction if contributions (other than employer contributions, rollovers, and qualified HSA funding distributions from an IRA) were made to your HSA for 2011. See Form 8889.

Line 26—Moving expenses. Employees and self-employed persons (including partners) can deduct certain moving expenses. The move must be in connection with employment that generates effectively connected income.

If you moved in connection with your job or business or started a new job, you may be able to take this deduction. But your new workplace must be at least 50 miles farther from your old home than your old home was from your old workplace. If you had no former workplace, your new workplace must be at least 50 miles from your old home. The deduction generally is limited to moves to or within the United States or its possessions. If you meet these requirements, see Pub. 521. Use Form 3903 to figure the amount to enter on this line.

Line 27—Deductible part of self-employment tax. If you were self-employed and owe self-employment tax, fill in Schedule SE (Form 1040) to figure the amount of your deduction. If you completed Section A of Schedule SE, the deductible part of your self-employment tax is on line 6. If you completed Section B of Schedule SE, it is on line 13.

Line 28—Self-employed SEP, SIMPLE, and qualified plans. If you were self-employed or a partner, you may be able to take this deduction. See Pub. 560, Retirement Plans for Small Business; or, if you were a minister, Pub. 517, Social Security and Other Information for Members of the Clergy and Religious Workers.

Self-Employed Health Insurance Deduction Worksheet—Line 29

Keep for Your Records 

- Before you begin:**
- ✓ If, during 2011, you were an eligible trade adjustment assistance (TAA) recipient, alternative TAA (ATAA) recipient, reemployment TAA (RTAA) recipient, or Pension Benefit Guaranty Corporation pension recipient, see the instructions for Form 8885 to figure the amount to enter on line 1 of this worksheet.
 - ✓ Be sure you have read the **Exception** in the instructions for this line to see if you can use this worksheet instead of Pub. 535, Business Expenses, to figure your deduction.

1. Enter the total amount paid in 2011 for health insurance coverage established under your business for 2011 for you, your spouse, and your dependents. Your insurance can also cover your child who was under age 27 at the end of 2011, even if the child was not your dependent. But do not include amounts for any month you were eligible to participate in an employer-sponsored health plan (explained in the instructions for this line) 1. _____
2. Enter your net profit* and any other earned income** from the business under which the insurance plan is established, minus any deductions on Form 1040NR, lines 27 and 28. Do not include Conservation Reserve Program payments exempt from self-employment tax 2. _____
3. **Self-employed health insurance deduction.** Enter the smaller of line 1 or line 2 here and on Form 1040NR, line 29 3. _____

*If you used either optional method to figure your net earnings from self-employment, do not enter your net profit. Instead, enter the amount from Schedule SE (Form 1040), Section B, line 4b.

****Earned income** includes net earnings and gains from the sale, transfer, or licensing of property you created. However, it does not include capital gain income.

Line 29—Self-employed health insurance deduction. You may be able to deduct the amount you paid for health insurance for yourself, your spouse, and your dependents. The insurance also can cover your child who was under age 27 at the end of 2011, even if the child was not your dependent. A child includes your son, daughter, stepchild, adopted child, or foster child (defined in the line 7c instructions).

One of the following statements must be true.

- You were self-employed and had a net profit for the year.
- You were a partner with net earnings from self-employment.
- You used one of the optional methods to figure your net earnings from self-employment on Schedule SE (Form 1040).

The insurance plan must be established under your business. Your personal services must have been a material income-producing factor in the business. If you are filing Schedule C, C-EZ, or F (Form 1040), the policy can be either in your name or in the name of the business.

If you are a partner, the policy can be either in your name or in the name of the partnership. Either you can pay the premiums yourself or your partnership can pay them and report them as guaranteed payments. If the policy is in your name and you pay the premiums yourself, the partnership must reimburse you and report the premiums as guaranteed payments.

But if you were also eligible to participate in any subsidized health plan maintained by your or your spouse's employer for any month or part of a month in 2011, amounts paid for health insurance coverage for that month cannot be used to figure the deduction. Also, if you were eligible for any month or part of a month to participate in any subsidized health plan maintained by the employer of either your dependent or your child who was under age 27 at the end of 2011, do not use amounts paid for coverage for that month to figure the deduction.

Example. If you were eligible to participate in a subsidized health plan maintained by your spouse's employer from September 30 through December 31, you cannot use amounts paid for health insurance coverage for September through December to figure your deduction.

If you qualify to take the deduction, use the Self-Employed Health Insurance Deduction Worksheet to figure the amount you can deduct.

Exception. Use Pub. 535 instead of the Self-Employed Health Insurance Deduction Worksheet in these instructions to figure your deduction if either of the following applies.

- You had more than one source of income subject to self-employment tax.
- You are using amounts paid for qualified long-term care insurance to figure the deduction.

Line 30—Penalty on early withdrawal of savings. The Form 1099-INT or Form 1099-OID you received will show the amount of any penalty you were charged.

Line 31—Scholarship and fellowship grants excluded. If you received a scholarship or fellowship grant and were a degree candidate, enter amounts used for tuition and course-related expenses (fees, books, supplies, and equipment), but only to the extent the amounts are included on line 12. See the examples in the instructions for line 12.

Line 32—IRA deduction.

TIP *If you made any nondeductible contributions to a traditional IRA for 2011, you must report them on Form 8606.*

If you made contributions to a traditional individual retirement arrangement (IRA) for 2011, you may be able to take an IRA deduction. But you must have had earned income to do so. If you were self-employed, earned income is generally your net earnings from self-employment if your personal services were a material income-producing factor. See Pub. 590 for more details.

A statement should be sent to you by May 31, 2012, that shows all contributions to your traditional IRA for 2011.

Use the IRA Deduction Worksheet to figure the amount, if any, of your IRA deduction. But read the following 9-item list before you fill in the worksheet.

1. If you were age 70½ or older at the end of 2011, you cannot deduct any contributions made to your traditional IRA for 2011 or treat them as nondeductible contributions.
2. You cannot deduct contributions to a Roth IRA. But you may be able to take the retirement

savings contributions credit (saver's credit). See the instructions for line 47.

3. You cannot deduct elective deferrals to a 401(k) plan, 403(b) plan, section 457 plan, SIMPLE plan, or the federal Thrift Savings Plan. These amounts are not included as income in box 1 of your Form W-2. But you may be able to take the retirement savings contributions credit. See the instructions for line 47.

4. If you made contributions to your IRA in 2011 that you deducted for 2010, do not include them in the worksheet.

5. If you received income from a nonqualified deferred compensation plan or nongovernmental section 457 plan that is included in box 1 of your Form W-2, or in box 7 of Form 1099-MISC, do not include that income on line 8 of the worksheet. The income should be shown in (a) box 11 of your Form W-2, (b) box 12 of your Form W-2 with code Z, or (c) box 15b of Form 1099-MISC. If it is not, contact your employer or the payer for the amount of the income.

6. You cannot deduct contributions to your spouse's IRA.

7. Do not include qualified rollover contributions in figuring your deduction. Instead, see the instructions for lines 16a and 16b.

8. Do not include trustees' fees that were billed separately and paid by you for your IRA. These fees can be deducted only as an itemized deduction on Schedule A.

9. If the total of your IRA deduction on line 32 plus any nondeductible contribution to your traditional IRAs shown on Form 8606 is less than your total traditional IRA contributions for 2011, see Pub. 590 for special rules.

TIP *By April 1 of the year after the year in which you turn age 70½, you must start taking minimum required distributions from your traditional IRA. If you do not, you may have to pay a 50% additional tax on the amount that should have been distributed. For details, including how to figure the minimum required distribution, see Pub. 590.*

Were you covered by a retirement plan? If you were covered by a retirement plan (qualified pension, profit-sharing (including 401(k)), annuity, SEP, SIMPLE, etc.) at work or through self-employment, your IRA deduction may be reduced or eliminated. But you still can make contributions to an

IRA even if you cannot deduct them. In any case, the income earned on your IRA contributions is not taxed until it is paid to you.

The "Retirement plan" box in box 13 of Form W-2 should be checked if you were covered by a plan at work even if you were not vested in the

plan. You also are covered by a plan if you were self-employed and had a SEP, SIMPLE, or qualified retirement plan.

IRA Deduction Worksheet—Line 32

Keep for Your Records



If you were age 70½ or older at the end of 2011, you cannot deduct any contributions made to your traditional IRA or treat them as nondeductible contributions. **Do not** complete this worksheet for anyone age 70½ or older at the end of 2011.

- Before you begin:**
- ✓ Be sure you have read the 9-item list in the instructions for this line. You may not be able to use this worksheet.
 - ✓ Figure any write-in adjustments to be entered on the dotted line next to line 35 (see the instructions for line 35, later).
 - ✓ If you checked filing status box 3, 4, or 5, and you lived apart from your spouse for all of 2011, enter "D" on the dotted line next to Form 1040NR, line 32. If you do not, you may get a math error notice from the IRS.

1. Were you covered by a retirement plan (see *Were you covered by a retirement plan*, later.)? Yes No

Next. If you checked "No" on line 1, skip lines 2 through 6, enter the applicable amount below on line 7, and go to line 8.

- \$5,000, if under age 50 at the end of 2011.
 - \$6,000, if age 50 or older but under age 70½ at the end of 2011.
- Otherwise, go to line 2.

2. Enter the amount shown below that applies to you.

- Single or you checked filing status box 3, 4, or 5 and you **lived apart** from your spouse for all of 2011, enter \$66,000
- Qualifying widow(er), enter \$110,000
- You checked filing status box 3, 4, or 5 and you lived with your spouse at any time in 2011, enter \$10,000

2.

3. Enter the amount from Form 1040NR, line 23 3.

4. Enter the total of the amounts from Form 1040NR, lines 24 through 31, plus any write-in adjustments you entered on the dotted line next to line 35 4.

5. Subtract line 4 from line 3. 5.

6. Is the amount on line 5 less than the amount on line 2?

- No.** None of your IRA contributions are deductible. For details on nondeductible IRA contributions, see Form 8606.
- Yes.** Subtract line 5 from line 2. Follow the instruction below that applies to you.

- If single, or you checked filing status box 3, 4, or 5, and the result is \$10,000 or more, enter the applicable amount below on line 7 and go to line 8.
 - i. \$5,000, if under age 50 at the end of 2011.
 - ii. \$6,000, if age 50 or older but under age 70½ at the end of 2011.

If the result is less than \$10,000, go to line 7.

- If qualifying widow(er), and the result is \$20,000 or more, enter the applicable amount below on line 7 and go to line 8.
 - i. \$5,000, if under age 50 at the end of 2011.
 - ii. \$6,000 if age 50 or older but under age 70½ at the end of 2011.

If the result is less than \$10,000, go to line 7.

6.


IRA Deduction Worksheet—Line 32 *Continued from the previous page*

<p>7. Multiply line 6 by the percentage below that applies to you. If the result is not a multiple of \$10, increase it to the next multiple of \$10 (for example, increase \$490.30 to \$500). If the result is \$200 or more, enter the result. But if it is less than \$200, enter \$200.</p> <ul style="list-style-type: none"> • Single or you checked filing status box 3, 4, or 5, multiply by 50% (.50) (or by 60% (.60) if you are age 50 or older at the end of 2011) • Qualifying widow(er), multiply by 25% (.25) (or by 30% (.30) if you are age 50 or older at the end of 2011). But if you checked “No” on line 1, then multiply by 50% (.50) (or by 60% (.60) if age 50 or older at the end of 2011) 	}	7. <input style="width: 100px; height: 20px;" type="text"/>
<p>8. Enter the total of your wages, salaries, tips, etc. Generally, this is the amount reported in box 1 of Form W-2. Exceptions are explained earlier in these instructions for line 32.</p>	8. <input style="width: 100px; height: 20px;" type="text"/>	
<p>9. Enter the earned income you received as a self-employed individual or a partner. Generally, this is your net earnings from self-employment if your personal services were a material income-producing factor, minus any deductions on Form 1040NR, lines 27 and 28. If zero or less, enter -0-. For more details, see Pub. 590</p>	9. <input style="width: 100px; height: 20px;" type="text"/>	
<p>10. Add lines 8 and 9</p>	10. <input style="width: 100px; height: 20px;" type="text"/>	
<p>11. Enter traditional IRA contributions made, or that will be made by April 17, 2012, for 2011 to your IRA</p>	11. <input style="width: 100px; height: 20px;" type="text"/>	
<p>12. Enter the smallest of line 7, 10, or 11. This is the most you can deduct. Enter this amount on Form 1040NR, line 32. Or, if you want, you can deduct a smaller amount and treat the rest as a nondeductible contribution (see Form 8606)</p>	12. <input style="width: 100px; height: 20px;" type="text"/>	

If you were covered by a retirement plan and you file Form 8815 or you exclude employer-provided adoption benefits, see Pub. 590 to figure the amount, if any, of your IRA deduction.

Special rule for married individuals. If you checked filing status box 3, 4, or 5, and you were not covered by a retirement plan but your spouse was, you are considered covered by a plan unless you lived apart from your spouse for all of 2011.

See Pub. 590 for more details.

 **You may be able to take the retirement savings contributions credit.** See the line 47 instructions.

Line 33—Student loan interest deduction. You can take this deduction only if all of the following apply.

- You paid interest in 2011 on a qualified student loan (explained later).

- You checked filing status box 1, 2, or 6.
- Your modified AGI is less than \$75,000. Use lines 2 through 4 of the Student Loan Interest Worksheet—Line 33 to figure your modified AGI.
- You are not claimed as a dependent on someone else’s (such as your parent’s) 2011 tax return.

Use the Student Loan Interest Deduction Worksheet—Line 33 to figure your student loan interest deduction.

Qualified student loan. A qualified student loan is any loan you took out to pay the qualified higher education expenses for any of the following individuals.

1. Yourself or your spouse.
2. Any person who was your dependent when the loan was taken out.
3. Any person you could have claimed as a dependent for the year the loan was taken out except that:
 - a. The person filed a joint return,
 - b. The person had gross income that was equal to or more than the

exemption amount for that year (\$3,700 for 2011), or
 c. You could be claimed as a dependent on someone else’s return.

The person for whom the expenses were paid must have been an eligible student (defined in *Eligible student*, later). However, a loan is not a qualified student loan if (a) any of the proceeds were used for other purposes, or (b) the loan was from either a related person or a person who borrowed the proceeds under a qualified employer plan or a contract purchased under such a plan. To find out who is a related person, see Pub. 970.

Qualified higher education expenses. Qualified higher education expenses generally include tuition, fees, room and board, and related expenses such as books and supplies. The expenses must be for education in a degree, certificate, or similar program at an eligible educational institution. An eligible educational institution includes most colleges, universities, and certain

vocational schools. You must reduce the expenses by the following benefits.

- Employer-provided educational assistance benefits that are not included in box 1 of Form(s) W-2.
- Excludable U.S. series EE and I savings bond interest from Form 8815.
- Any nontaxable distribution of qualified tuition program earnings.
- Any nontaxable distribution of Coverdell education savings account earnings.
- Any scholarship, educational assistance allowance, or other payment (but not gifts, inheritances, etc.) excluded from income.

For more details on these expenses, see Pub. 970.

Eligible student. An eligible student is a person who:

- Was enrolled in a degree, certificate, or other program (including a program of study abroad that was approved for credit by the institution at which the student was enrolled) leading to a recognized educational credential at an eligible educational institution, and
- Carried at least half the normal full-time workload for the course of study he or she was pursuing.

Line 34—Domestic production activities deduction. You may be able to deduct up to 9% of your

qualified production activities income from the following activities.

1. Construction of real property performed in the United States.
2. Engineering or architectural services performed in the United States for construction of real property in the United States.
3. Any lease, rental, license, sale, exchange, or other disposition of:
 - a. Tangible personal property, computer software, and sound recordings that you manufactured, produced, grew, or extracted in whole or in significant part in the United States;
 - b. Any qualified film you produced; or
 - c. Electricity, natural gas, or potable water you produced in the United States.

In certain cases, the references to the United States in the instructions for line 34 include Puerto Rico.

Your deduction may be reduced if you had oil-related qualified production activities income.

The deduction does not apply to income derived from:

- The sale of food and beverages you prepared at a retail establishment;
- Property you leased, licensed, or rented for use by any related person;

- The transmission or distribution of electricity, natural gas, or potable water; or
- The lease, rental, license, sale, exchange, or other disposition of land.

For details, see Form 8903 and its instructions.

Line 35. Include in the total on line 35 any of the following write-in adjustments that are related to your effectively-connected income. To find out if you can take the deduction, see the form or publication indicated. On the dotted line next to line 35, enter the amount of your deduction and identify it as indicated.

- Archer MSA deduction (see Form 8853). Identify as "MSA."
- Performing-arts-related expenses (see Form 2106 or 2106-EZ). Identify as "QPA."
- Reforestation amortization and expenses (see Pub. 535). Identify as "RFST."
- Repayment of supplemental unemployment benefits under the Trade Act of 1974 (see Pub. 525). Identify as "Sub-Pay TRA."
- Contributions to section 501(c)(18)(D) pension plans (see Pub. 525). Identify as "501(c)(18)(D)."
- Contributions by certain chaplains to section 403(b) plans (see Pub. 517). Identify as "403(b)."
- Attorney fees and court costs for actions involving certain unlawful discrimination claims, but only to the extent of effectively connected gross income from such actions (see Pub. 525). Identify as "UDC."
- Attorney fees and court costs you paid in connection with an award from the IRS for information you provided that helped the IRS detect tax law violations, up to the amount of the award includible in your gross income. Identify as "WBF."

Line 36—Adjusted gross income.

If line 36 is less than zero, you may have a net operating loss that you can carry to another tax year. See Form 1045 and its instructions for details.

Tax Computation on Income Effectively Connected With a U.S. Trade or Business

Line 38—Itemized deductions. Enter the total itemized deductions from line 15 of Schedule A on page 3 of the form.

Student Loan Interest Deduction Worksheet—Line 33

Keep for Your Records



Before you begin: ✓ Figure any write-in adjustments to be entered on the dotted line next to line 35 (see the instructions for line 35, later).

1. Enter the total interest you paid in 2011 on qualified student loans (see *Qualified student loan*). **Do not** enter more than \$2,500 1. _____
2. Enter the amount from Form 1040NR, line 23 2. _____
3. Enter the total of the amounts from Form 1040NR, lines 24 through 32, plus any write-in adjustments you entered on the dotted line next to line 35 3. _____
4. Subtract line 3 from line 2 4. _____
5. Is line 4 more than \$60,000?
 - No.** Skip lines 5 and 6, enter -0- on line 7, and go to line 8.
 - Yes.** Subtract \$60,000 from line 4 5. _____
6. Divide line 5 by \$15,000. Enter the result as a decimal (rounded to at least three places). If the result is 1.000 or more, enter 1.000 6. _____
7. Multiply line 1 by line 6 7. _____
8. **Student loan interest deduction.** Subtract line 7 from line 1. Enter the result here and on Form 1040NR, line 33. **Do not** include this amount in figuring any other deduction on your return (such as on Schedule A (Form 1040NR), Schedule C (Form 1040), Schedule E (Form 1040), etc.) 8. _____

Note. Residents of India who were students or business apprentices may be able to take the standard deduction instead of their itemized deductions. See Pub. 519 for details.

Line 40—Deduction for exemptions. You can claim exemptions only to the extent of your income that is effectively connected with a U.S. trade or business.

Individuals. If you are a nonresident alien individual, multiply \$3,700 by the total number of exemptions entered on line 7d. If you were a resident of South Korea, you must figure the exemptions for your spouse and children according to the proportion your U.S. effectively connected income bears to your total income.

See Pub. 519 for more details.

Estates. If you are filing for an estate, enter \$600 on line 40.

Trusts. If you are filing for a trust whose governing instrument requires it to distribute all of its income currently, enter \$300 on line 40. If you are filing for a qualified disability trust (defined in section 642(b)(2)(C)(ii)), enter \$3,700 on line 40. If you are filing for any other trust, enter \$100 on line 40.

Line 42—Tax. Include in the total on line 42 all of the following taxes that apply.

- Tax on your taxable income. Figure the tax using one of the methods described here.
- Tax from Form 8814 (relating to the election to report child's interest or dividends). Check the appropriate box.
- Tax from Form 4972 (relating to lump-sum distributions). Check the appropriate box.

Tax Table or Tax Computation Worksheet.

If you are filing for an estate or trust, use the Tax Rate Schedules, later.

Individuals. If your taxable income (line 41) is less than \$100,000, you must use the Tax Table, later in the instructions, to figure your tax. Be sure you use the correct column. If you checked filing status box 3, 4, or 5, you must use the *Married filing separately* column. If your taxable income is \$100,000 or more, use the Tax Computation Worksheet after the Tax Table.

However, do not use the Tax Table, Tax Computation Worksheet, or Tax Rate Schedules to figure your tax if any of the following applies.

Form 8615. You generally must use Form 8615 to figure the tax for any child who had more than \$1,900 of investment income, such as taxable interest, ordinary dividends, or capital gains (including capital gain distributions), that is effectively connected with a U.S. trade or business, and who:

1. Was under age 18 at the end of 2011,
2. Was age 18 at the end of 2011 and did not have earned income that was more than half of the child's support, or
3. Was a full-time student over age 18 and under age 24 at the end of 2011 and did not have earned income that was more than half of the child's support.

But if the child files a joint return for 2011 or if neither of the child's parents was alive at the end of 2011, do not use Form 8615 to figure the child's tax.

A child born on January 1, 1994, is considered to be age 18 at the end of 2011; a child born on January 1, 1993, is considered to be age 19 at the end of 2011; a child born on January 1, 1988, is considered to be age 24 at the end of 2011.

Schedule D Tax Worksheet. If you have to file Schedule D (Form 1040), and line 18 or 19 of Schedule D is more than zero, use the Schedule D Tax Worksheet in the Instructions for Schedule D to figure the amount to enter on Form 1040NR, line 42.

Qualified Dividends and Capital Gain Tax Worksheet. Use the Qualified Dividends and Capital Gain Tax Worksheet, later, to figure your tax if any of the following applies.

- You reported qualified dividends on Form 1040NR, line 10b.
- You do not have to file Schedule D (Form 1040) and you reported capital gain distributions on Form 1040NR, line 14.

- You are filing Schedule D (Form 1040) and Schedule D, lines 15 and 16, are both more than zero.

Schedule J (Form 1040). If you had income from farming or fishing (including certain amounts received in connection with the Exxon Valdez litigation), your tax may be less if you choose to figure it using income averaging on Schedule J.

Line 43—Alternative minimum tax. The tax law gives special treatment to some kinds of income and allows special deductions and credits for some kinds of expenses. If you benefit from these provisions, you

may have to pay a minimum amount of tax through the alternative minimum tax. This tax is figured on Form 6251 for individuals. If you are filing for an estate or trust, see Schedule I (Form 1041) and its instructions to find out if you owe this tax.

If you have any of the adjustments or preferences from the list in *Adjustments and Preferences*, later, or you are claiming a net operating loss deduction, a general business credit, or the foreign tax credit, you must complete Form 6251. Otherwise, to see if you should complete Form 6251, add the amount on line 39 of Form 1040NR to the amounts on lines 1 and 13 of Schedule A (Form 1040NR). If the total is more than the dollar amount shown below that applies to you, fill in Form 6251.

- \$48,450 if you checked filing status box 1 or 2.
- \$37,225 if you checked filing status box 3, 4, or 5.
- \$74,450 if you checked filing status box 6.

Disposition of U.S. real property interests. If you disposed of a U.S. real property interest at a gain, you must make a special computation to see if you owe this tax. For details, see *Nonresident Aliens* in the Instructions for Form 6251.

Adjustments and Preferences.

- Accelerated depreciation.
- Stock received by exercising an incentive stock option and you did not dispose of the stock in the same year.
- Tax-exempt interest from private activity bonds.
- Intangible drilling, circulation, research, experimental, or mining costs.
- Amortization of pollution-control facilities or depletion.
- Income or (loss) from tax-shelter farm activities or passive activities.
- Income from long-term contracts not figured using the percentage-of-completion method.
- Alternative minimum tax adjustments from an estate, trust, electing large partnership, or cooperative.
- Section 1202 exclusion.
- Empowerment zone and renewal community employment credit.
- Qualified electric vehicle credit.
- Alternative fuel vehicle refueling property credit.
- Credit for prior year minimum tax.



Form 6251 should be filled in for a child if Form 8615 must be used to figure the child's tax and the child's AGI on Form 1040NR, line 37, exceeds the child's earned income by more than \$6,800. To find out when Form 8615 must be used, see Form 8615 in the instructions for line 42.

Allowance of certain personal credits against the AMT. The following personal credits can decrease the AMT due.

- Credit for child and dependent care expenses.
- Mortgage interest credit.
- Credit for nonbusiness energy property.
- District of Columbia first-time homebuyer credit.

Credits

Line 45—Foreign tax credit. If you paid income tax to a foreign country,

you may be able to take this credit, but only if you:

1. Report income from foreign sources (see *Foreign Income Taxed by the United States*, earlier), and
2. Have paid or owe foreign tax on that income.

Generally, you must complete and attach Form 1116 to take this credit.

Exception. You do not have to complete Form 1116 to take this credit if all of the following apply.

1. Form 1040NR is being filed for a nonresident alien individual and not an estate or trust.
2. The total of your foreign taxes was not more than \$300.
3. All of your foreign source gross income was from the passive category (which includes most interest and dividend income).
4. All the income and any foreign taxes paid on it were reported to you on qualified payee statements, such

as Form 1099-INT, Form 1099-DIV, or similar substitute statements.

5. You held the stock or bonds on which the dividends or interest were paid for at least 16 days and were not obligated to pay these amounts to someone else.

6. All of your foreign taxes were:

- a. Legally owed and not eligible for a refund or reduced tax rate under a tax treaty, and
- b. Paid to countries that are recognized by the United States and do not support terrorism.

Note. If you need more information about these requirements, see the Instructions for Form 1116.

If you meet all requirements, enter on line 45 the smaller of (a) your total foreign tax or (b) the amount on Form 1040NR, line 42.

If you do not meet all six requirements, see Form 1116 to find out if you can take the credit. For

Qualified Dividends and Capital Gain Tax Worksheet—Line 42

Keep for Your Records



- Before you begin:**
- ✓ See the instructions in *Qualified Dividends and Capital Gain Tax Worksheet* in the instructions for line 42 to see if you can use this worksheet to figure your tax.
 - ✓ If you do not have to file Schedule D (Form 1040) and you received capital gain distributions, be sure you checked the box on line 14 of Form 1040NR.

1. Enter the amount from Form 1040NR, line 41	1. _____
2. Enter the amount from Form 1040NR, line 10b	2. _____
3. Are you filing Schedule D (Form 1040)?	3. _____
<input type="checkbox"/> Yes. Enter the smaller of line 15 or 16 of Schedule D. If either line 15 or line 16 is blank or a loss, enter -0-.	}
<input type="checkbox"/> No. Enter the amount from Form 1040NR, line 14.	
4. Add lines 2 and 3	4. _____
5. Subtract line 4 from line 1. If zero or less, enter -0-	5. _____
6. Enter:	
• \$34,500 if you checked filing status box 1, 2, 3, 4, or 5	}
• \$69,000 if you checked filing status box 6	
7. Enter the smaller of line 1 or line 6	6. _____
8. Enter the smaller of line 5 or line 7	7. _____
9. Subtract line 8 from line 7. This amount is taxed at 0%	8. _____
10. Enter the smaller of line 1 or line 4	9. _____
11. Enter the amount from line 9	10. _____
12. Subtract line 11 from line 10	11. _____
13. Multiply line 12 by 15% (.15)	12. _____
14. Figure the tax on the amount on line 5. If the amount on line 5 is less than \$100,000, use the Tax Table to figure this tax. If the amount on line 5 is \$100,000 or more, use the Tax Computation Worksheet*	13. _____
15. Add lines 13 and 14	14. _____
16. Figure the tax on the amount on line 1. If the amount on line 1 is less than \$100,000, use the Tax Table to figure this tax. If the amount on line 1 is \$100,000 or more, use the Tax Computation Worksheet*	15. _____
17. Tax on all taxable income. Enter the smaller of line 15 or line 16. Also include this amount on Form 1040NR, line 42	16. _____
	17. _____

*Estates and trusts must use the Tax Rate Schedules.

additional information, see Pub. 514, Foreign Tax Credit.

Line 46—Credit for child and dependent care expenses. You may be able to take this credit if you paid someone to care for:

- Your qualifying child under age 13,
- Your disabled spouse or any other disabled person who could not care for himself or herself, or
- Your child whom you could not claim as a dependent because of the rules for *Children who did not live with you due to divorce or separation* in the instructions for line 7c. For details, see Form 2441.

Line 47—Retirement savings contributions credit (saver's credit). You may be able to take this credit if you made (a) contributions, other than rollover contributions, to a traditional or Roth IRA; (b) elective deferrals to a 401(k) or 403(b) plan (including designated Roth contributions) or to a governmental 457, SEP, or SIMPLE plan; (c) voluntary employee contributions to a qualified retirement plan (including the federal Thrift Savings Plan); or (d) contributions to a 501(c)(18)(D) plan.

However, you cannot take the credit if either of the following applies.

- The amount on Form 1040NR, line 37, is more than \$28,250.
- You:
 1. Were born after January 1, 1994,
 2. Are claimed as a dependent on someone else's 2011 tax return, or
 3. Were a student (defined next).

You were a student if during any part of 5 calendar months of 2011 you:

- Were enrolled as a full-time student at a school, or
- Took a full-time, on-farm training course given by a school or a state, county, or local government agency.

A school includes a technical, trade, or mechanical school. It does not include an on-the-job training course, correspondence school, or school offering courses only through the Internet. For more details, see Form 8880.

Line 48—Child tax credit. This credit is for people who have a qualifying child as defined in the instructions for line 7c, column (4). It is in addition to the credit for child and dependent care expenses on Form 1040NR, line 46. Follow the three steps in the chart *Three Steps To Take the Child Tax Credit!* to see if you can take the child tax credit.

Line 49—Residential energy credits.

Enter the total of any nonbusiness energy property credit and residential energy efficient property credit on line 49.

Nonbusiness energy property credit. You may be able to take this credit by completing and attaching Form 5695 for any of the following improvements to your main home located in the United States in 2011 if they are new and meet certain requirements for energy efficiency.

- Any insulation material or system primarily designed to reduce heat gain or loss in your home.
- Exterior windows (including skylights).
- Exterior doors.
- A metal roof or asphalt roof with pigmented coatings or cooling granules primarily designed to reduce the heat gain in your home.

You also may be able to take this credit for the cost of the following items if the items meet certain performance and quality standards.

- Certain electric heat pump water heaters, electric heat pumps, central air conditioners, and natural gas, propane, or oil water heaters.
- A qualified furnace or hot water boiler that uses natural gas, propane, or oil.
- A stove that burns biomass fuel to heat your home or to heat water for use in your home.
- An advanced main air circulating fan used in a natural gas, propane, or oil furnace.


Three Steps To Take the Child Tax Credit!

- Step 1. Make sure you have a qualifying child for the child tax credit. The child must be your dependent, be under age 17 at the end of 2011, and meet all the conditions in the instructions for line 7c, column (4).
- Step 2. Make sure you checked the box on Form 1040NR, line 7c, column (4), for each qualifying child.
- Step 3. Answer the following question to see if you can use the Child Tax Credit Worksheet to figure your credit or if you must use Pub. 972.

Who Must Use Pub. 972

Are you claiming any of the following credits?

- Mortgage interest credit, Form 8396.
- District of Columbia first-time homebuyer credit, Form 8859.
- Residential energy efficient property credit, Form 5695, Part II.

Yes.  You must use Pub. 972 to figure your child tax credit. You also will need the form(s) listed above for any credit(s) you are claiming.

No. Use the Child Tax Credit Worksheet to figure your credit.

Residential energy efficient property credit. You may be able to take this credit by completing and attaching Form 5695 if you paid for any of the following during 2011.

- Qualified solar electric property for use in your home located in the United States.
- Qualified solar water heating property for use in your home located in the United States.
- Qualified fuel cell property installed on or in connection with your main home located in the United States.
- Qualified small wind energy property for use in connection with your home located in the United States.
- Qualified geothermal heat pump property installed on or in connection with your home located in the United States.

Condos and co-ops. If you are a member of a condominium management association for a condominium you own or a tenant-stockholder in a cooperative housing corporation, you are treated as having paid your proportionate share of any costs of such association or corporation for purposes of these credits.

More details. For details, see Form 5695.

Line 50—Other credits. Enter the total of the following credits on line 50 and check the appropriate box(es). Check all boxes that apply. If box c is checked, also enter the applicable form number. To find out if you can take the credit, see the form or publication indicated.

Child Tax Credit Worksheet—Line 48

Keep for Your Records



- To be a qualifying child for the child tax credit, the child must be your dependent, be **under age 17** at the end of 2011, and meet all the conditions in the instructions for line 7c, column (4).
- If you do not have a qualifying child, you cannot claim the child tax credit.
- **Do not** use this worksheet if you answered “Yes” to the question in *Who Must Use Pub. 972*, earlier. Instead, use Pub. 972.

PART 1

1.	Number of qualifying children: _____ X \$1,000. Enter the result.	1	
2.	Enter the amount from Form 1040NR, line 37.	2	
3.	Enter the amount shown below for the filing status box you checked on page 1 of Form 1040NR. • Box 1, 2, or 6—\$75,000 • Box 3, 4, or 5—\$55,000	3	
4.	Is the amount on line 2 more than the amount on line 3? <input type="checkbox"/> No. Leave line 4 blank. Enter -0- on line 5, and go to line 6. <input type="checkbox"/> Yes. Subtract line 3 from line 2. If the result is not a multiple of \$1,000, increase it to the next multiple of \$1,000. For example, increase \$425 to \$1,000, increase \$1,025 to \$2,000, etc.	4	
5.	Multiply the amount on line 4 by 5% (.05). Enter the result.	5	
6.	Is the amount on line 1 more than the amount on line 5? <input type="checkbox"/> No. You cannot take the child tax credit on Form 1040NR, line 48. You also cannot take the additional child tax credit on Form 1040NR, line 63. Complete the rest of your Form 1040NR. <input type="checkbox"/> Yes. Subtract line 5 from line 1. Enter the result.	6	


Go to Part 2 on the next page.

Before you begin Part 2: Figure the amount of any credits you are claiming on Form 5695 Part I; Form 8834, Part I; Form 8910; or Form 8936.

PART 2	7.	Enter the amount from Form 1040NR, line 44.	7	
---------------	----	---	---	--

8. Add any amounts from:
- | | | |
|----------------------|---|-------|
| Form 1040NR, line 45 | | _____ |
| Form 1040NR, line 46 | + | _____ |
| Form 1040NR, line 47 | + | _____ |
| Form 5695, line 14 | + | _____ |
| Form 8834, line 23 | + | _____ |
| Form 8910, line 22 | + | _____ |
| Form 8936, line 15 | + | _____ |

Enter the total.	8	
------------------	---	--

9. Are the amounts on lines 7 and 8 the same?
- Yes.**  You cannot take this credit because there is no tax to reduce. However, you may be able to take the **additional child tax credit**. See the **TIP** below.
- No.** Subtract line 8 from line 7.

9	
---	--

10. Is the amount on line 6 more than the amount on line 9?
- Yes.** Enter the amount from line 9. Also, you may be able to take the **additional child tax credit**. See the **TIP** below.
- No.** Enter the amount from line 6.

} **This is your child tax credit.**

10	
----	--

Enter this amount on Form 1040NR, line 48.



You may be able to take the **additional child tax credit** on Form 1040NR, line 63, if you answered "Yes" on line 9 or line 10 above.

- First, complete your Form 1040NR through line 62.
- Then, use Form 8812 to figure any additional child tax credit.

- General business credit. This credit consists of a number of credits that usually apply only to individuals who are partners or self-employed or have rental property. See Form 3800 or Pub. 334.
- Credit for prior year minimum tax. If you paid alternative minimum tax in a prior year, see Form 8801.
- Mortgage interest credit. If a state or local government gave you a mortgage credit certificate, see Form 8396.
- District of Columbia first-time homebuyer credit. See Form 8859.
- Qualified plug-in electric drive motor vehicle credit. See Form 8936.
- Qualified plug-in electric vehicle credit. See Form 8834, Part I.
- Qualified electric vehicle credit. You cannot claim this credit for a vehicle placed in service after 2006. You can claim this credit only if you have an electric vehicle passive activity credit carried forward from a prior year. See Form 8834, Part II.
- Alternative motor vehicle credit. See Form 8910 if you placed a new fuel cell motor vehicle in service during 2011 or converted a motor vehicle to a qualified plug-in electric drive motor vehicle in 2011.
- Alternative fuel vehicle refueling property credit. See Form 8911.
- Credit to holders of tax credit bonds. See Form 8912.

Other Taxes

Line 54—Self-employment tax. Enter the amount of any taxes from Schedule SE (Form 1040), Section A, line 5, or Section B, line 12. See the instructions for Schedule SE (Form 1040) for more information.

If you are a self-employed nonresident alien, you must pay self-employment tax only if an international social security agreement (often called a totalization agreement) in effect determines that you are covered under the U.S. social security system. See the instructions for Schedule SE (Form 1040) for information about international social security agreements. Information about totalization agreements is available at IRS.gov. Enter "totalization agreement" in the search box. You also can find information at www.socialsecurity.gov/international. Click on "International Agreements."



If you are not required to pay self-employment tax but do so anyway, you will not be eligible to receive social security benefits.

Line 55—Unreported social security and Medicare tax from Forms 4137 and 8919. Enter the total of any taxes from Form 4137 and Form 8919. Check the appropriate box(es).

Form 4137. If you received tips of \$20 or more in any month and you did not report the full amount to your employer, you must pay the social security and Medicare or railroad retirement (RRTA) tax on the unreported tips.

Do not include the value of any noncash tips, such as tickets or passes. You do not pay social security and Medicare taxes or RRTA tax on these noncash tips.

To figure the social security and Medicare tax, use Form 4137. If you owe RRTA tax, contact your employer. Your employer will figure and collect the RRTA tax.



You may be charged a penalty equal to 50% of the social security and Medicare or RRTA tax due on tips you received but did not report to your employer.

Form 8919. If you are an employee who received wages from an employer who did not withhold social security and Medicare tax from your wages, use Form 8919 to figure your share of the unreported tax. Include on line 55 the amount from line 13 of Form 8919. Include the amount from line 6 of Form 8919 on Form 1040NR, line 8.

Line 56—Additional tax on IRAs, other qualified retirement plans, etc. If any of the following apply, see Form 5329 and its instructions to find out if you owe this tax and if you must file Form 5329.

1. You received an early distribution from (a) an IRA or other qualified retirement plan, (b) an annuity, or (c) a modified endowment contract entered into after June 20, 1988, and the total distribution was not rolled over in a qualified rollover contribution.

2. Excess contributions were made to your IRAs, Coverdell education savings accounts (ESAs), Archer MSAs, or health savings accounts (HSAs).

3. You received taxable distributions from Coverdell ESAs or qualified tuition programs.

4. You were born before July 1, 1940, and did not take the minimum required distribution from your IRA or other qualified retirement plan.

Exception. If only item (1) applies and distribution code 1 is correctly shown in box 7 of Form 1099-R, you do not have to file Form 5329. Instead, multiply the taxable amount of the distribution by 10% (.10) and enter the result on line 56. The taxable amount of the distribution is the part of the distribution you reported on Form 1040NR, line 16b or line 17b, or on Form 4972. Also, enter "No" under the heading *Other Taxes* to the left of line 56 to indicate that you do not have to file Form 5329. But you must file Form 5329 if distribution code 1 is incorrectly shown in box 7 of Form 1099-R, you received a Form 1042-S for the distribution, or you qualify for an exception, such as the exceptions for qualified higher education expenses or qualified first-time homebuyer distributions.

Line 57—Transportation tax. Nonresident alien individuals are subject to a 4% tax on U.S. source gross transportation income that is not effectively connected with a U.S. trade or business. However, the term U.S. source gross transportation income does not include any such income that is taxable in a possession of the United States under the provisions of the Internal Revenue Code as applied to that possession.

For purposes of this tax, transportation income will be treated as not effectively connected with the conduct of a trade or business in the United States unless:

1. You had a fixed place of business in the United States involved in the earning of transportation income, and
2. At least 90% of your U.S. source gross transportation income was attributable to regularly scheduled transportation. Or, in the case of income from the leasing of a vessel or aircraft, it was attributable to a fixed place of business in the United States. See Pub. 519 for rules, definitions, and exceptions.

You may be exempt from this tax because of a treaty or an exchange of notes between the United States and the country of which you are a resident. If the country of which you are a resident does not impose tax on the shipping or aircraft income of U.S.

persons, you also may be exempt from this tax. If you are exempt from the tax by treaty or exchange of notes, complete Form 8833 and attach it to this return. Also, complete item L of Schedule OI on page 5 and include the amount on line 22 on page 1 of Form 1040NR. If you are exempt from the tax for any other reason, you must attach a statement to Form 1040NR identifying your country of residence and the law and provisions under which you claim exemption from the tax.

If you owe this tax, you must attach a statement to your return that includes the information described in Pub. 519.

Line 58a—Household employment taxes. Enter the household employment taxes you owe for having a household employee. If any of the following apply, see Schedule H and its instructions to find out if you owe these taxes.

1. You paid any one household employee (defined below) cash wages of \$1,700 or more in 2011. Cash wages include wages paid by check, money order, etc. But do not count amounts paid to an employee who was under age 18 at any time in 2011 and was a student.
2. You withheld federal income tax during 2011 at the request of any household employee.
3. You paid total cash wages of \$1,000 or more in any calendar quarter of 2010 or 2011 to household employees.

Any person who does household work is a household employee if you can control what will be done and how it will be done. Household work includes work done in or around your home by babysitters, nannies, health aides, maids, yard workers, and similar domestic workers.

Line 58b—First-time homebuyer credit repayment. Enter the first-time homebuyer credit you have to repay if you:

- Disposed of the home within 36 months after buying it,
- Stopped using the home as your main home within 36 months after buying it, or
- Bought the home in 2008.

If you bought the home in 2008 and owned and used it as your main home for all of 2011, you can enter your 2011 repayment on this line without attaching Form 5405.

See the Form 5405 instructions for details and for exceptions to the

repayment rule. Also see the Form 5405 instructions if the home you bought was destroyed, condemned, or disposed of under threat of condemnation and you did not buy a new home within 2 years.

Line 59—Other taxes. Use line 59 to report any taxes not reported elsewhere on your return or other schedules. To find out if you owe the tax, see the form or publication indicated. In the space next to line 59, enter the amount of the tax and the code that identifies it. If you need more room, attach a statement listing the amount of each tax and the code. Enter on line 59 the total of all of the following taxes you owe.

1. Additional tax on health savings account (HSA) distributions (see Form 8889, Part II). Identify as "HSA."
2. Additional tax on an HSA because you did not remain an eligible individual during the testing period (see Form 8889, Part III). Identify as "HDHP."
3. Additional tax on Archer MSA distributions (see Form 8853). Identify as "MSA."
4. Additional tax on Medicare Advantage MSA distributions (see Form 8853). Identify as "Med MSA."
5. Recapture of the following credits.
 - a. Investment credit (see Form 4255). Identify as "ICR."
 - b. Low-income housing credit (see Form 8611). Identify as "LIHCR."
 - c. Qualified plug-in electric vehicle credit (see Form 8834, Part I). Identify as "8834."
 - d. Indian employment credit (see Form 8845). Identify as "IECR."
 - e. New markets credit (see Form 8874). Identify as "NMCR."
 - f. Credit for employer-provided childcare facilities (see Form 8882). Identify as "ECCFR."
 - g. Alternative motor vehicle credit (see Form 8910). Identify as "AMVCR."
 - h. Alternative fuel vehicle refueling property credit (see Form 8911). Identify as "ARPCR."
 - i. Qualified plug-in electric drive motor vehicle credit (see Form 8936). Identify as "8936."
6. Recapture of federal mortgage subsidy. If you sold your home in 2011 and it was financed (in whole or in part) from the proceeds of any tax-exempt qualified mortgage bond or you claimed the mortgage interest credit, see Form 8828. Identify as "FMSR."
7. Recapture of COBRA premium assistance. If you received premium

assistance under COBRA continuation coverage that covered you, your spouse, or any of your dependents, and your modified AGI is more than \$125,000, see Pub. 502. Identify as "COBRA."

8. Section 72(m)(5) excess benefits tax (see Pub. 560). Identify as "Sec. 72(m)(5)."

9. Uncollected social security and Medicare or RRTA tax on tips or group-term life insurance. This tax should be shown in box 12 of Form W-2 with codes A and B or M and N. Identify as "UT."

10. Golden parachute payments. If you received an excess parachute payment (EPP), you must pay a 20% tax on it. This tax should be shown in box 12 of Form W-2 with code K. If you received a Form 1099-MISC, the tax is 20% of the EPP shown in box 13. Identify as "EPP."

11. Tax on accumulation distribution of trusts (see Form 4970). Identify as "ADT."

12. Excise tax on insider stock compensation from an expatriated corporation. You may owe a 15% excise tax on the value of nonstatutory stock options and certain other stock-based compensation held by you or a member of your family from an expatriated corporation or its expanded affiliated group in which you were an officer, director, or more-than-10% owner. See section 4985. Identify as "ISC."

13. Interest on the tax due on installment income from the sale of certain residential lots and timeshares. Identify as "453(l)(3)."

14. Interest on the deferred tax on gain from certain installment sales with a sales price over \$150,000. Identify as "453A(c)."

15. Additional tax on recapture of a charitable contribution deduction relating to a fractional interest in tangible personal property. See Pub. 526. Identify as "FITPP."

16. Look-back interest under section 167(g) or 460(b). See Form 8697 or 8866. Identify as "From Form 8697" or "From Form 8866."

17. Any negative amount on Form 8885, line 7, because of advance payments of the health coverage tax credit you received for months you were not eligible. Enter this additional tax as a positive amount. Identify as "HCTC."

18. Additional tax on income you received from a nonqualified deferred compensation plan that fails to meet the requirements of section 409A. This income should be shown in box

12 of Form W-2 with code Z, or in box 15b of Form 1099-MISC. The tax is 20% of the amount required to be included in income plus an interest amount determined under section 409A(a)(1)(B)(ii). See section 409A(a)(1)(B) for details. Identify as "NQDC."

19. Additional tax on compensation you received from a nonqualified deferred compensation plan described in section 457A if the compensation would have been includible in your income in an earlier year except that the amount was not determinable until 2011. The tax is 20% of the amount required to be included in income plus an interest amount determined under section 457A(c)(2). See section 457A for details. Identify as "457A."

Line 60

Total Tax

Add lines 52 through 59 to get your total tax.

If you are reading "Total Tax" because of what you read in the 2011 Form W-2 Instructions for Employee, see the line 59 instructions instead.

Payments

Lines 61a through 61d—Federal income tax withheld. Enter all federal income tax withheld.


Line 61a. Enter on line 61a the total of any federal income tax withheld and shown on Form(s) W-2 and 1099. The amount withheld should be shown in box 2 of Form W-2 and in box 4 of Form 1099. Attach Form(s) W-2 to the front of your return. Attach Form(s) 1099-R to the front of your return if federal income tax was withheld.


Line 61b. Enter on line 61b any tax withheld by a partnership and shown on Form(s) 8805. Attach a copy of all Form(s) 8805 to the back of your return.

Line 61c. Enter on line 61c any tax withheld on dispositions of U.S. real property interests and shown on Form(s) 8288-A. Attach a copy of all Form(s) 8288-A to the front of your return.

Line 61d. Enter on line 61d the total amount shown as federal income tax withheld on your Form(s) 1042-S. The amounts withheld should be shown in box 9 of your Form(s) 1042-S. Attach all

Form(s) 1042-S to the front of your return.

 **TIP** Be sure to attach to the front of your return a copy of all Form(s) W-2, 1042-S, SSA-1042S, RRB-1042S, and 8288-A. Attach to the front of your return Form(s) 1099-R if tax was withheld. Be sure to attach to the back of your return all Form(s) 8805.

 **CAUTION** Refunds of taxes shown on Forms 8805 or 1042-S may be delayed for up to 6 months. See Refund Information, later.

Line 62—2011 estimated tax payments. Enter any estimated federal income tax payments you made for 2011. Include any overpayment that you applied to your 2011 estimated tax from:

- Your 2010 return, or
- An amended return (Form 1040X).

Name change. If you changed your name because of marriage, divorce, etc., and you made estimated tax payments using your former name, attach a statement to the front of Form 1040NR. On the statement, explain all of the payments you made in 2011 and the name(s) and identifying number(s) under which you made them.


Line 63—Additional child tax credit. This credit is for certain people who have at least one qualifying child as defined in the instructions for line 7c, column (4). The additional child tax credit may give you a refund even if you do not owe any tax.

Two Steps To Take the Additional Child Tax Credit!

Step 1. Be sure you figured the amount, if any, of your child tax credit. See the instructions for line 48.

Step 2. Read the TIP at the end of your Child Tax Credit Worksheet. Use Form 8812 to see if you can take the additional child tax credit, but only if you meet the condition given in that TIP.

Line 64—Amount paid with request for extension to file. If you filed Form 4868 to get an automatic extension of time to file Form 1040NR, enter any amount you paid with that form or by the Electronic Federal Tax Payment System (EFTPS) or by credit or debit card. If you paid by credit or debit card, do not include on line 64 the convenience fee you were charged.

 **TIP** You may be able to deduct any credit or debit card convenience fees on your 2012 Schedule A.

Line 65—Excess social security and tier 1 RRTA tax withheld. If you had more than one employer for 2011 and total wages of more than \$106,800, too much social security or tier 1 railroad retirement (RRTA) tax may have been withheld. You can take a credit on this line for the amount withheld in excess of \$4,485.60. But if any one employer withheld more than \$4,485.60, you cannot claim the excess on your return. The employer should adjust the tax for you. If the employer does not adjust the overcollection, you can file a claim for refund using Form 843.

You cannot claim a refund for excess tier 2 RRTA tax on Form 1040NR. Instead, use Form 843.

See Pub. 505 for more details.

Line 66—Credit for federal tax on fuels. Enter any credit for federal excise taxes paid on fuels that are ultimately used for a nontaxable purpose (for example, an off-highway business use). Attach Form 4136.


Line 67—Other payments. Check the box(es) on line 67 to report any credit from Form 2439, 8839, 8801 (line 27), or 8885. If you claim more than one of these credits, enter the total on line 67.

If you are claiming a credit for repayment of amounts you included in your income in an earlier year because it appeared you had a right to the income, include the credit on line 67 and enter "I.R.C. 1341" to the right of line 67. See Pub. 525 for details about this credit.

Line 68—Credit for amount paid with Form 1040-C. Enter any amount you paid with Form 1040-C for 2011.

Refund

Line 70—Amount overpaid. If line 70 is under \$1, we will send a refund only on written request.

 **TIP** If the amount you overpaid is large, you may want to decrease the amount of income tax withheld from your pay by filing a new Form W-4. See Income Tax Withholding and Estimated Tax Payments for 2012 in General Information, later.

Refund offset. If you owe past-due federal tax, state income tax, state unemployment

compensation debts, child support, spousal support, or certain federal nontax debts, such as student loans, all or part of the overpayment on line 70 may be used (offset) to pay the past-due amount. Offsets for federal taxes are made by the IRS. All other offsets are made by the Treasury Department's Financial Management Service (FMS). For federal tax offsets, you will receive a notice from the IRS. For all other offsets, you will receive a notice from FMS. To find out if you may have an offset or if you have any questions about it, contact the agency to which you owe the debt.

Lines 71a through 71e—Amount refunded to you. If you want to check the status of your refund, see *Refund Information*, later. Before checking the status of your refund, please wait 3 to 4 weeks after you mail your return. But if you filed Form 8839 with your return, allow 14 weeks.

Refunds of tax withheld on a Form 1042-S or Form 8805. If you request a refund of tax withheld on a Form 1042-S or Form 8805, we may need additional time to process the refund. Allow up to 6 months for these refunds to be issued.

DIRECT DEPOSIT

Simple. Safe. Secure.

Fast Refunds! Choose direct deposit—a fast, simple, safe, secure way to have your refund deposited automatically to your checking or savings account, including an individual retirement arrangement (IRA). See the information about IRAs later.

If you want us to directly deposit the amount shown on line 71a to your checking or savings account,

including an IRA, at a bank or other financial institution (such as a mutual fund, brokerage firm, or credit union) in the United States:

- Complete lines 71b through 71d (if you want your refund deposited to only one account), or
- Check the box on line 71a and attach Form 8888 if you want to split the direct deposit of your refund into more than one account or use all or part of your refund to buy paper series I savings bonds.

If you do not want your refund directly deposited to your account, do not check the box on line 71a. Draw a line through the boxes on lines 71b and 71d. We will send you a check instead.

Why Use Direct Deposit?

- You get your refund faster by direct deposit than you do by check.
- Payment is more secure. There is no check that can get lost or stolen.
- It is more convenient. You do not have to make a trip to the bank to deposit your check.
- It saves tax dollars. It costs the government less to refund by direct deposit.

IRA. You can have your refund (or part of it) directly deposited to a traditional IRA, Roth IRA, or SEP-IRA, but not a SIMPLE IRA. You must establish the IRA at a bank or other financial institution before you request direct deposit. Make sure your direct deposit will be accepted. You also must notify the trustee or custodian of your account of the year to which the deposit is to be applied (unless the trustee or custodian will not accept a deposit for 2011). If you do not, the trustee or custodian can assume the deposit is for the year during which you are filing the return. For example, if you file your 2011

return during 2012 and do not notify the trustee or custodian in advance, the trustee or custodian can assume the deposit to your IRA is for 2012. If you designate your deposit to be for 2011, you must verify that the deposit was actually made to the account by the due date of the return (without regard to extensions). If the deposit is not made by that date, the deposit is not an IRA contribution for 2011. In that case, you must file an amended 2011 return and reduce any IRA deduction and any retirement savings contributions credit you claimed.



You may be able to contribute up to \$5,000 (\$6,000 if age 50 or older at the end of 2011) to a traditional IRA or Roth IRA for 2011. The limit for 2012 is also \$5,000 (\$6,000 if age 50 or older at the end of 2012). You may owe a penalty if your contributions exceed these limits.

For more information on IRAs, see Pub. 590.

TreasuryDirect®. You can request a deposit of your refund (or part of it) to a TreasuryDirect® online account to buy U.S. Treasury marketable securities and savings bonds. For more information, go to www.treasurydirect.gov.

Form 8888. You can have your refund directly deposited into more than one account or use it to buy up to \$5,000 in paper series I savings bonds. You do not need a TreasuryDirect® account to do this. For more information, see the Form 8888 instructions.

Line 71b. The routing number must be nine digits. The first two digits must be 01 through 12 or 21 through 32. On the sample check on this page, the routing number is 250250025. Rufus and Mary Maple would use that routing number unless their financial institution instructed them to use a different routing number for direct deposits.

Ask your financial institution for the correct routing number to enter on line 71b if:

- The routing number on a deposit slip is different from the routing number on your checks,
- Your deposit is to a savings account that does not allow you to write checks, or
- Your checks state they are payable through a financial institution different from the one at which you have your checking account.

Line 71c. Check the appropriate box for the type of account. Do not

Sample Check—Lines 71b Through 71d

RUFUS MAPLE
MARY MAPLE
123 Main Street
Anyplace, LA 70000

PAY TO THE ORDER OF _____ \$ _____

ANYPLACE BANK
Anyplace, LA 70000

For _____

① 250250025 ② 202020886 ③ 1234

1234
15-00000000

DOLLARS

Do not include the check number

Note: The routing and account numbers may appear in different places on your check.


check more than one box. If the deposit is to an account such as an IRA, health savings account, brokerage account, or other similar account, ask your financial institution whether you should check the "Checking" or "Savings" box. You must check the correct box to ensure your deposit is accepted. For a TreasuryDirect® online account, check the "Savings" box.

Line 71d. The account number can be up to 17 characters (both numbers and letters). Include hyphens but omit spaces and special symbols. Enter the number from left to right and leave any unused boxes blank. On the sample check earlier, the account number is 20202086. Do not include the check number.

If the direct deposit to your account(s) is different from the amount you expected, you will receive an explanation in the mail about 2 weeks after your refund is deposited.

Reasons your direct deposit request may be rejected. If any of the following apply, your direct deposit request will be rejected and a check will be sent instead.

- Any numbers or letters on lines 71b through 71d are crossed out or whited out.
- You request a deposit of your refund to an account that is not in your name (such as your tax preparer's own account).
- You file your 2011 return after December 31, 2012.


 **The IRS is not responsible for a lost refund if you enter the wrong account information. Check with your financial institution to get the correct routing and account numbers and to make sure your direct deposit will be accepted.**

Line 71e. If you want your refund mailed to an address not listed on page 1 of Form 1040NR, enter that address here. See *Foreign address*, earlier, for information on entering a foreign address.

Note. If the address on page 1 of Form 1040NR is not in the United States, you can enter an address in the United States on line 71e. However, if the address on page 1 of Form 1040NR is in the United States, the IRS cannot mail a refund to a different address in the United States.


Line 72—Applied to your 2012 estimated tax. Enter on line 72 the amount, if any, of the overpayment on

line 70 you want applied to your 2012 estimated tax.

 **This election to apply part or all of the amount overpaid to your 2012 estimated tax cannot be changed later.**

Amount You Owe

Line 73—Amount you owe.

 **To save interest and penalties, pay your taxes in full by the due date of your return (see When To File, earlier). You do not have to pay if line 73 is under \$1.**

Include any estimated tax penalty from line 74 in the amount you enter on line 73.


You can pay by check, money order, credit or debit card, or EFTPS. Do not include any estimated tax payment for 2012 in this payment. Instead, make the estimated tax payment separately.

To pay by check or money order. Make your check or money order payable to the "United States Treasury" for the full amount due. Do not send cash. Do not attach the payment to your return. Write "2011 Form 1040NR" and your name, address, daytime phone number, and identifying number (SSN, ITIN, or EIN) on your payment.

To help us process your payment, enter the amount on the right side of the check like this: \$ XXX.XX. Do not use dashes or lines (for example, do not enter "\$ XXX—" or "\$ XXX $\frac{XX}{100}$ ").

Bad check or payment. The penalty for writing a bad check to the IRS is \$25 or 2% of the check, whichever is more. This penalty also applies to other forms of payment if the IRS does not receive the funds. Use TeleTax topic 206.

To pay by credit or debit card or EFTPS. For information on these payment methods, go to www.irs.gov/e-pay.

 **You may need to (a) increase the amount of income tax withheld from your pay by filing a new Form W-4, (b) increase the tax withheld from other income by filing Form W-4P or W-4V, or (c) make estimated tax payments for 2012. See Income Tax Withholding and Estimated Tax Payments for 2012 in General Information, later.**


What if you cannot pay? If you cannot pay the full amount shown on line 73 when you file, you can ask for:

- An installment agreement, or
- An extension of time to pay.

Installment agreement. Under an installment agreement, you can pay all or part of the tax you owe in monthly installments. However, even if your request to pay in installments is granted, you will be charged interest and may be charged a late payment penalty on the tax not paid by the due date (without extensions). You also must pay a fee. To limit the interest and penalty charges, pay as much of the tax as possible when you file. But before requesting an installment agreement, you should consider other less costly alternatives, such as a bank loan or credit card payment.

To ask for an installment agreement, you can apply online or use Form 9465 or Form 9465-FS. To apply online, go to IRS.gov and click on "Tools" and then "Online Payment Agreement."

Extension of time to pay. If paying the tax when it is due would cause you an undue hardship, you can ask for an extension of time to pay by filing Form 1127 on or before the due date for filing your return, not including extensions. An extension generally will not be granted for more than 6 months. You will be charged interest on the tax not paid by the due date for filing your return, not including extensions. You must pay the tax before the extension runs out. If you do not, penalties may be imposed.

 **If the due date is April 17, 2012, and you pay after April 17, 2012, you will be charged interest on the tax not paid by April 15, 2012.**

Line 74—Estimated tax penalty.

You may owe this penalty if:

- Line 73 is at least \$1,000 and it is more than 10% of the tax shown on your return, or
- You did not pay enough estimated tax by any of the due dates. This is true even if you are due a refund.

For most people, the "tax shown on your return" is the amount on your 2011 Form 1040NR, line 60, minus the total of any amounts shown on lines 63 and 66 and Forms 8828, 4137, 5329 (Parts III through VIII only), 8801 (line 27 only), 8839, 8885, and 8919.

Also subtract from line 60 any tax on an excess parachute payment, any excise tax on insider stock compensation of an expatriated corporation, any uncollected social

security and Medicare or RRTA tax on tips or group-term life insurance, any look-back interest due under section 167(g) or 460(b), and any write-in tax included on line 59 from Form 8885.

When figuring the amount on line 60, include household employment taxes (line 58a) only if the total of lines 61a through 61d is more than zero or you would owe the penalty even if you did not include those taxes.

Exception. You will not owe the penalty if your 2010 tax return was for a tax year of 12 full months and either of the following applies.

1. You had no tax shown on your 2010 return and you were a U.S. citizen or resident for all of 2010.

2. The total of lines 61a through 61d, 62, 65, and 68 on your 2011 return is at least 100% of the tax shown on your 2010 return. (But see Caution, later.) Your estimated tax payments for 2011 must have been made on time and for the required amount.



If your 2010 AGI was over \$150,000 (over \$75,000 if you checked filing status box 3, 4, or 5 for 2011), item (2) applies only if the total of lines 61a through 61d, 62, 65, and 68 on your 2011 tax return is at least 110% of the tax shown on your 2010 return. This rule does not apply to farmers and fishermen.

For most people, the “tax shown on your 2010 return” is the amount on your 2010 Form 1040NR, line 59, minus the total of any amounts shown on line 62 and Forms 8828, 4137, 4136, 5329 (Parts III through VIII only), 8801 (line 27 only), 8885, and 8919.

Also, subtract from line 59 any tax on an excess parachute payment, any excise tax on insider stock compensation of an expatriated corporation, any uncollected social security and Medicare or RRTA tax on tips or group-term life insurance,

any look-back interest due under section 167(g) or 460(b), and write-in tax included on line 59 from Form 8885.

When figuring the amount on line 59, include household employment taxes only if the total of lines 60a through 60d is more than zero or you would have owed the estimated tax penalty for 2010 even if you did not include those taxes. But if you entered an amount on your 2010 Schedule H (Form 1040), line 7, include the total of that amount plus the household employment taxes on your 2010 Form 1040NR, line 58.

Figuring the penalty. If the *Exception* just described does not apply and you choose to figure the penalty yourself, use Form 2210 (or Form 2210-F for farmers and fishermen).

Enter any penalty on line 74. Add the penalty to any tax due and enter the total on line 73.

However, if you have an overpayment on line 70, subtract the penalty from the amount you otherwise would enter on line 71a or 72. Lines 71a, 72, and 74 must equal line 70.

If the penalty is more than the overpayment on line 70, enter -0- on lines 71a and 72. Then subtract line 70 from line 74 and enter the result on line 73.

Do not file Form 2210 with your return unless Form 2210 indicates that you must do so. Instead, keep it for your records.



Because Form 2210 is complicated, you can leave line 74 blank and the IRS will figure the penalty and send you a bill. We will not charge you interest on the penalty if you pay by the date specified on the bill. If your income varied during the year, the annualized income installment method may reduce the amount of your penalty. But you must file Form 2210 because the IRS cannot figure your penalty

under this method. See the Instructions for Form 2210 for other situations in which you may be able to lower your penalty by filing Form 2210.

Third Party Designee

If you want to allow your preparer, a friend, a family member, or any other person you choose to discuss your 2011 tax return with the IRS, check the “Yes” box in the “Third Party Designee” area of your return. Also, enter the designee’s name, U.S. phone number, and any five digits the designee chooses as his or her personal identification number (PIN).

If you check the “Yes” box, you are authorizing the IRS to call the designee to answer any questions that may arise during the processing of your return. You also are authorizing the designee to:

- Give the IRS any information that is missing from your return,
- Call the IRS for information about the processing of your return or the status of your refund or payment(s),
- Receive copies of notices or transcripts related to your return, upon request, and
- Respond to certain IRS notices about math errors, offsets, and return preparation.

You are not authorizing the designee to receive any refund check, bind you to anything (including any additional tax liability), or otherwise represent you before the IRS. If you want to expand the designee’s authorization, see Pub. 947.

The authorization will end automatically no later than the due date (without regard to extensions) for filing your 2012 tax return. If you wish to revoke the authorization before it ends, see Pub. 947.

Signature

See *Sign Your Return*, later, after you complete pages 3, 4, and 5 of the form.

Instructions for Schedule A, Itemized Deductions



Do not include on Schedule A (Form 1040NR) items deducted elsewhere, such as on Form 1040NR or Schedule C, C-EZ, E, or F (Form 1040).

Note. Except as provided in the exception below, include only deductions and losses properly allocated and apportioned to income effectively connected with a U.S. trade or business. Do not include deductions and/or losses that relate to exempt income or to income that is not effectively connected with a U.S. trade or business. See section 861(b).

Exception. You can deduct certain charitable contributions and casualty and theft losses even if they do not relate to your effectively connected income. See *Gifts to U.S. Charities* below and *Casualty and Theft Losses*, later.

State and Local Income Taxes

Line 1

You can deduct state and local income taxes you paid or that were withheld from your salary during 2011 on income connected with a U.S. trade or business. If, during 2011, you received any refunds of, or credits for, income tax paid in earlier years, do not subtract them from the amount you deduct here. Instead, see the Instructions for Form 1040NR, line 11, earlier.

Gifts to U.S. Charities

Lines 2 Through 4

You can deduct contributions or gifts you gave to U.S. organizations that are religious, charitable, educational, scientific, or literary in purpose. You also can deduct what you gave to organizations that work to prevent cruelty to children or animals. See Pub. 526 for details.

To verify an organization's charitable status, check with the organization to which you made the donation. The organization should be able to provide you with verification of its charitable status.



See Pub. 78 for a list of most qualified organizations. You can access Pub. 78 at www.irs.gov/charities under *Search for Charities*.



Call our Tax Exempt/Government Entities Customer Account Services at 1-877-829-5500 if you are in the United States.

Examples of U.S. qualified charitable organizations include the following.

- Churches, mosques, synagogues, temples, etc.
- Boy Scouts, Boys and Girls Clubs of America, CARE, Girl Scouts, Goodwill Industries, Red Cross, Salvation Army, United Way, etc.
- Fraternal orders, if the gifts will be used for the purposes listed earlier.
- Veterans' and certain cultural groups.
- Nonprofit schools, hospitals, and organizations whose purpose is to find a cure for, or help people who have, arthritis, asthma, birth defects, cancer, cerebral palsy, cystic fibrosis, diabetes, heart disease, hemophilia, mental illness or retardation, multiple sclerosis, muscular dystrophy, tuberculosis, etc.
- Federal, state, and local governments if the gifts are solely for public purposes.

Contributions you can deduct.

Contributions can be in cash, property, or out-of-pocket expenses you paid to do volunteer work for the kinds of organizations described earlier. If you drove to and from the volunteer work, you can take the actual cost of gas and oil or 14 cents a mile. Add parking and tolls to the amount you claim under either method. But do not deduct any amounts that were repaid to you.

Gifts from which you benefit. If you made a gift and received a benefit in return, such as food, entertainment, or merchandise, you generally can deduct only the amount that is more than the value of the benefit. But this rule does not apply to certain membership benefits provided in return for an annual payment of \$75 or less or to certain items or benefits of token value. For details, see Pub. 526.

Example. You paid \$70 to a charitable organization to attend a fund-raising dinner and the value of the dinner was \$40. You can deduct only \$30.

Gifts of \$250 or more. You can deduct a gift of \$250 or more only if

you have a statement from the charitable organization showing the information in (1) and (2) next.

1. The amount of any money contributed and a description (but not value) of any property donated.
2. Whether the organization did or did not give you any goods or services in return for your contribution. If you did receive any goods or services, a description and estimate of the value must be included. If you received only intangible religious benefits (such as admission to a religious ceremony), the organization must state this, but it does not have to describe or value the benefit.

In figuring whether a gift is \$250 or more, do not combine separate donations. For example, if you gave your church \$25 each week for a total of \$1,300, treat each \$25 payment as a separate gift. If you made donations through payroll deductions, treat each deduction from each paycheck as a separate gift. See Pub. 526 if you made a separate gift of \$250 or more through payroll deduction.



You must get the statement by the date you file your return or the due date (including extensions) for filing your return, whichever is earlier. Do not attach the statement to your return. Instead, keep it for your records.

Limit on the amount you can deduct.

See Pub. 526 to figure the amount of your deduction if any of the following applies.

1. Your cash contributions or contributions of ordinary income property are more than 30% of the amount on Form 1040NR, line 37.
2. Your gifts of capital gain property are more than 20% of the amount on Form 1040NR, line 37.
3. You gave gifts of property that increased in value or gave gifts of the use of property.

Contributions you cannot deduct.

- Travel expenses (including meals and lodging) while away from home, unless there was no significant element of personal pleasure, recreation, or vacation in the travel.
- Political contributions.
- Dues, fees, or bills paid to country clubs, lodges, fraternal orders, or similar groups.
- Cost of raffle, bingo, or lottery tickets.
- Cost of tuition. But you may be able to deduct this expense on Schedule A, line 7.

- Value of your time or services.
- Value of blood given to a blood bank.
- The transfer of a future interest in tangible personal property (generally, until the entire interest has been transferred).
- Gifts to individuals and groups that are run for personal profit.
- Gifts to foreign organizations. But you may be able to deduct gifts to certain U.S. organizations that transfer funds to foreign charities and certain Canadian, Israeli, and Mexican charities. For details and exceptions, see Pub. 526.
- Gifts to organizations engaged in certain political activities that are of direct financial interest to your trade or business. See section 170(f)(9).
- Gifts to groups whose purpose is to lobby for changes in the laws.
- Gifts to civic leagues, social and sports clubs, labor unions, and chambers of commerce.
- Value of benefits received in connection with a contribution to a charitable organization. See Pub. 526 for exceptions.

Line 2—Gifts by Cash or Check

Enter on line 2 the total gifts you made in cash or by check (including out-of-pocket expenses).

Recordkeeping. For any contribution made in cash, regardless of the amount, you must maintain as a record of the contribution a bank record (such as a canceled check or credit card statement) or a written record from the charity. The written record must include the name of the charity, date, and amount of the contribution. If you made contributions through payroll deduction, see Pub. 526 for information on the records you must keep. Do not attach the record to your tax return. Instead, keep it with your other tax records.

Line 3—Other Than by Cash or Check

Enter your contributions of property. If you gave used items, such as clothing or furniture, deduct their fair market value at the time you gave them. Fair market value is what a willing buyer would pay a willing seller when neither has to buy or sell and both are aware of the conditions of the sale. For more details on determining the value of donated property, see Pub. 561.

If the amount of your deduction is more than \$500, you must complete and attach Form 8283. For this purpose, the “amount of your

deduction” means your deduction before applying any income limits that could result in a carryover of contributions. If you deduct more than \$500 for a contribution of a motor vehicle, boat, or airplane, you also must attach a statement from the charitable organization to your return. The organization may use Form 1098-C to provide the required information. If your total deduction is over \$5,000, you also may have to get appraisals of the values of the donated property. This amount is \$500 for certain contributions of clothing and household items (see below). See Form 8283 and its instructions for details.

Contributions of clothing and household items. A deduction for these contributions will be allowed only if the items are in good used condition or better. However, this rule does not apply to a contribution of any single item for which a deduction of more than \$500 is claimed and for which you include a qualified appraisal and Form 8283 with your tax return.

Recordkeeping. If you gave property, you should keep a receipt or written statement from the organization you gave the property to, or a reliable written record, that shows the organization’s name and address, the date and location of the gift, and a description of the property. For each gift of property, you also should keep reliable written records that include:

- How you figured the property’s value at the time you gave it. If the value was determined by an appraisal, keep a signed copy of the appraisal.
- The cost or other basis of the property if you must reduce it by any ordinary income or capital gain that would have resulted if the property had been sold at its fair market value.
- How you figured your deduction if you chose to reduce your deduction for gifts of capital gain property.
- Any conditions attached to the gift.



If your total deduction for gifts of property is over \$500, you gave less than your entire interest in the property, or you made a “qualified conservation contribution,” your records should contain additional information. See Pub. 526 for details.

Line 4—Carryover From Prior Year

Enter any carryover of contributions that you could not deduct in an earlier

year because they exceeded your AGI limit. See Pub. 526 for details.

Casualty and Theft Losses

Line 6—Casualty or Theft Loss(es)

Complete and attach Form 4684 to figure the amount of your loss to enter on line 6.

You may be able to deduct part or all of each loss caused by theft, vandalism, fire, storm, or similar causes; car, boat, and other accidents; and corrosive drywall. You also may be able to deduct money you had in a financial institution but lost because of the insolvency or bankruptcy of the institution.

You can deduct nonbusiness casualty or theft losses only to the extent that:

1. The amount of each separate casualty or theft loss is more than \$100, and
2. The total amount of all losses during the year (reduced by the \$100 limit discussed in (1)) is more than 10% of the amount shown on Form 1040NR, line 37.

Corrosive drywall losses. If you paid for repairs to your personal residence or household appliances because of corrosive drywall that was installed between 2001 and 2008, you may be able to deduct on line 6 those amounts paid. See Pub 547 for details.

Use Schedule A, line 9, to deduct the costs of proving that you had a property loss. Examples of these costs are appraisal fees and photographs used to establish the amount of your loss.

Job Expenses and Certain Miscellaneous Deductions

Note. Miscellaneous deductions are allowed only if and to the extent they are directly related to your effectively connected income. You can deduct only the part of these expenses that exceeds 2% of the amount on Form 1040NR, line 37.

Pub. 529 discusses the types of expenses you can and cannot deduct.

Examples of expenses you cannot deduct.

- Political contributions.
- Legal expenses for personal matters that do not produce taxable income.
- Lost or misplaced cash or property.

- Expenses for meals during regular or extra work hours.
- The cost of entertaining friends.
- Commuting expenses. See Pub. 529 for the definition of commuting.
- Travel expenses for employment away from home if that period of employment exceeds 1 year.
- Travel as a form of education.
- Expenses of attending a seminar, convention, or similar meeting unless it is related to your employment.
- Club dues.
- Expenses of adopting a child. But you may be able to take a credit for adoption expenses. See Form 8839 for details.
- Fines and penalties.
- Expenses of producing tax-exempt income.

Line 7—Unreimbursed Employee Expenses

Enter the total ordinary and necessary job expenses you paid for which you were not reimbursed. (Amounts your employer included in box 1 of your Form W-2 are not considered reimbursements.)

An ordinary expense is one that is common and accepted in your field of trade, business, or profession. A necessary expense is one that is helpful and appropriate for your business. An expense does not have to be required to be considered necessary.

But you must fill in and attach Form 2106 if either (1) or (2) below applies.

1. You claim any travel, transportation, meal, or entertainment expenses for your job.
2. Your employer paid you for any of your job expenses that you otherwise would report on line 7.

TIP *If you used your own vehicle, are using the standard mileage rate, and (2) above does not apply, you may be able to file Form 2106-EZ instead.*

If you do not have to file Form 2106 or 2106-EZ, list the type and amount of each expense on the dotted lines next to line 7. If you need more space, attach a statement showing the type and amount of each

expense. Enter the total of all these expenses on line 7.



Do not include on line 7 any educator expenses you deducted on Form 1040NR, line 24.

Examples of other expenses to include on line 7 are:

- Safety equipment, small tools, and supplies needed for your job.
- Uniforms required by your employer that are not suitable for ordinary wear.
- Protective clothing required in your work, such as hard hats, safety shoes, and glasses.
- Physical examinations required by your employer.
- Dues to professional organizations and chambers of commerce.
- Subscriptions to professional journals.
- Fees to employment agencies and other costs to look for a new job in your present occupation, even if you do not get a new job.
- Certain business use of part of your home. For details, including limits that apply, see Pub. 587.
- Certain educational expenses. For details, see Pub. 970.

Line 8—Tax Preparation Fees

Enter the fees you paid for preparation of your tax return. If you paid your tax by credit or debit card, include the convenience fee you were charged on line 9 instead of this line.

Line 9—Other Expenses

Enter the total amount you paid to produce or collect taxable income and manage or protect property held for earning income. But do not include any personal expenses. List the type and amount of each expense on the dotted lines next to line 9. If you need more space, attach a statement showing the type and amount of each expense. Enter one total on line 9.

Examples of expenses to include on line 9 are:

- Certain legal and accounting fees.
- Clerical help and office rent.
- Custodial (for example, trust account) fees.

- Your share of the investment expenses of a regulated investment company.
- Certain losses on nonfederally insured deposits in an insolvent or bankrupt financial institution. For details, including limits that apply, see Pub. 529.
- Casualty and theft losses of property used in performing services as an employee from Form 4684, lines 32 and 38b, or Form 4797, line 18a.
- Deduction for repayment of amounts under a claim of right if \$3,000 or less.
- Convenience fee charged by the card processor for paying your income tax (including estimated tax payments) by credit or debit card. The deduction is claimed for the year in which the fee was charged to your card.

Other Miscellaneous Deductions

Line 14—Other

Only the expenses listed next can be deducted on this line. List the type and amount of each expense on the dotted lines next to line 14. If you need more space, attach a statement showing the type and amount of each expense. Enter one total on line 14. These expenses are:

- Casualty and theft losses of income-producing property from Form 4684, lines 32 and 38b, or Form 4797, line 18a.
 - Loss from other activities from Schedule K-1 (Form 1065-B), box 2.
 - Deduction for repayment of amounts under a claim of right if over \$3,000. See Pub. 525 for details.
 - Certain unrecovered investment in a pension.
 - Impairment-related work expenses of a disabled person.
- For more details, see Pub. 529.

Total Itemized Deductions

Line 15

Enter the total of lines 1, 5, 6, 13, and 14 on line 15. Also enter this amount on Form 1040NR, line 38.

Instructions for Schedule NEC, Tax on Income Not Effectively Connected With a U.S. Trade or Business

Enter your income in the row that lists the correct category of income and in the column that lists the correct tax rate under a tax treaty or the general U.S. tax rules. Use column (d) if the income is subject to a 0% rate. Include income only to the extent it is not effectively connected with the conduct of a trade or business in the United States.

Withholding of tax at the source.

Tax must be withheld at the source on income not effectively connected with a U.S. trade or business that is paid to nonresident aliens. The withholding is generally at a 30% rate. The tax must be withheld by the person that pays the income. For details, see Pub. 519, Pub. 515, and section 1441 and its regulations.

Certain amounts paid for guarantees of indebtedness issued after September 27, 2010, are U.S. source income. If the payments are not made in connection with a U.S. trade or business, tax must be withheld.

Exceptions. There are exceptions to the general rule. The withholding tax rate may be lower or the income may be exempt if your country of tax residence and the United States have a treaty setting lower rates. Table 1 in Pub. 901 summarizes which countries have such treaties and what the rates are.

The 30% tax applies only to amounts included in gross income. For example, the tax applies only to the part of a periodic annuity or pension payment that is subject to tax. It does not apply to the part that is a return of your cost.

Categories of Noneffectively Connected Income

The following list gives only a general idea of the types of income to include on Schedule NEC. The instructions for a specific line include more information and any exceptions to withholding. For more information, see Pub. 519 and Pub. 515.

1. Income that is fixed or periodic, such as interest (other than original issue discount), dividends, rents, salaries, wages, premiums, annuities,

other compensation, or alimony received. Other items of income, such as royalties, also may be subject to the 30% tax.

2. Gains, other than capital gains, from the sale or exchange of patents, copyrights, and other intangible property.

3. Original issue discount (OID). If you sold or exchanged the obligation, include in income the OID that accrued while you held the obligation minus the amount previously included in income. If you received a payment on an OID obligation, see Pub. 519.

4. Capital gains in excess of capital losses from U.S. sources during 2011. Include these gains only if you were in the United States at least 183 days during 2011.

5. Prizes, awards, and certain gambling winnings. Proceeds from lotteries, raffles, etc., are gambling winnings (see Pub. 519 for exceptions). You must report the full amount of your winnings unless you are a resident of Canada.



See Lines 10a Through 10c—Gambling Winnings—Residents of Canada and Line 11—Gambling Winnings—Residents of Countries Other Than Canada, *later*.

Lines 1a and 1b—Dividends

Except as provided next, include all dividends paid by U.S. corporations on line 1a. Include all U.S. source dividends paid by foreign corporations on line 1b. A dividend includes a substitute dividend payment made to the transferor of a security in a securities lending transaction or a sale-repurchase transaction that would be treated as a dividend if it were a distribution on the transferred security.

Dividend equivalent payments.

Dividends also include all dividend equivalent payments made after September 13, 2010. Dividend equivalent payments include substitute dividends, payments made pursuant to a specified notional principal contract, and all similar payments that, directly or indirectly, are contingent on or determined by reference to, the payment of a dividend from U.S. sources.

Exceptions. The following items of dividend income that you received as a nonresident alien generally are exempt from the 30% tax.

- Interest-related dividends received from a mutual fund.

- Short-term capital gain dividends from a mutual fund only if you were present in the United States for less than 183 days during the tax year.
- If a U.S. corporation in existence on January 1, 2011, received most of its gross income from the active conduct of a foreign business, and continues to receive most of its gross income from the active conduct of a foreign business, the part of the dividend attributable to the foreign gross income.
- U.S. source dividends paid by certain foreign corporations. For more information, including other exceptions to withholding, see *Dividends* in Pub. 519 and *Dividends* in Pub. 515.

Lines 2a Through 2c—Interest

Include all interest on the appropriate line 2a, 2b, or 2c.

Exceptions. The following items of interest income that you received as a nonresident alien generally are exempt from the 30% tax.

- Interest from a U.S. bank, savings and loan association, or similar institution, and from certain deposits with U.S. insurance companies.
- Portfolio interest on obligations issued after July 18, 1984.

For more information, including other exceptions to withholding, see *Interest* in Pub. 519 and *Interest* in Pub. 515.

Line 6—Real Property Income and Natural Resources Royalties

Enter income from real property on line 6. Do not include any income that you elected to treat as effectively connected and included on line 18 on Form 1040NR, page 1. For more information, see the instructions for line 18.

Line 8—Social Security Benefits (and Tier 1 Railroad Retirement Benefits Treated as Social Security)

85% of the U.S. social security and equivalent railroad retirement benefits you received are taxable. This amount is treated as U.S. source income not effectively connected with a U.S. trade or business. It is subject to the 30% tax rate, unless exempt or taxed at a reduced rate under a U.S. tax treaty. Social security benefits include any monthly benefit under title II of the Social Security Act or the part of a tier 1 railroad retirement

benefit treated as a social security benefit. They do not include any Supplemental Security Income (SSI) payments.

You should receive a Form SSA-1042S showing the total social security benefits paid to you in 2011 and the amount of any benefits you repaid in 2011. If you received railroad retirement benefits treated as social security, you should receive a Form RRB-1042S.

Enter 85% of the total amount from box 5 of all of your Forms SSA-1042S and Forms RRB-1042S in the appropriate column of line 8 of Schedule NEC. Attach a copy of each Form SSA-1042S and RRB-1042S to the front of Form 1040NR.

Line 9—Capital Gain

Enter the amount from Schedule NEC, line 18.

Lines 10a Through 10c—Gambling Winnings-Residents of Canada

If you are a resident of Canada who is not engaged in the trade or business of gambling, enter all gambling winnings on line 10a.

Include proceeds from lotteries and raffles. **Do not include** winnings from blackjack, baccarat, craps, roulette, or big-6 wheel. You can deduct your U.S. source gambling losses to the extent of your U.S. source gambling winnings. Enter your gambling losses on line 10b. Enter your net gambling income on line 10c, column (c). If line 10b is more than line 10a, enter -0- on line 10c. A net loss from gambling activities is not deductible.

Line 11—Gambling Winnings-Residents of Countries Other Than Canada

Residents of one of the following countries who are not engaged in the trade or business of gambling enter all gambling winnings on line 11, column (d), specifying 0%: Austria, Belgium, Bulgaria, Czech Republic, Denmark, Finland, France, Germany, Hungary, Iceland, Ireland, Italy, Japan, Latvia, Lithuania, Luxembourg, Netherlands, Russia, Slovak Republic, Slovenia, South Africa, Spain, Sweden, Tunisia, Turkey, Ukraine, United Kingdom.

Residents of Malta who are not engaged in the trade or business of

gambling enter all gambling winnings on line 11, column (a).

Residents of other countries who are not engaged in the trade or business of gambling enter all gambling winnings on line 11, column (c).

Include proceeds from lotteries and raffles. **Do not include** winnings from blackjack, baccarat, craps, roulette, or big-6 wheel. You cannot offset losses against winnings and report the difference.

TIP If you have winnings from blackjack, baccarat, craps, roulette, or big-6 wheel, and the casino gave you a Form 1042-S showing that tax was withheld, enter these winnings on line 11, column (d), and enter 0% as the tax rate. You can claim a refund of the tax.

Line 12—Other

Include all U.S. source income that has not been reported on another line or is not excluded from tax. This includes prizes and awards.

Example. John Maple is a resident of Canada who purchased stock in XYZ, a U.S. corporation. In 2011, XYZ paid dividends of \$1,000 to John. The U.S. withholding tax rate

Schedule NEC Example—John Maple

Form 1040NR (2011)

Page 4

Schedule NEC—Tax on Income Not Effectively Connected With a U.S. Trade or Business (see instructions)

Nature of income	Enter amount of income under the appropriate rate of tax (see instructions)								
	(a) 10%		(b) 15%		(c) 30%		(d) Other (specify)		
							%	%	
1 Dividends paid by:									
a U.S. corporations	1a		1,000						
b Foreign corporations	1b								
~~~~~									
<b>10</b> Gambling—Residents of Canada only. Enter net income in column (c). If zero or less, enter -0-.									
<b>a</b> Winnings <u>5,000</u>									
<b>b</b> Losses <u>4,500</u>									
<b>10c</b>					500				
<b>11</b> Gambling winnings —Residents of countries other than Canada <b>Note.</b> Losses not allowed . . . . .	<b>11</b>								
<b>12</b> Other (specify) ▶ . . . . .	<b>12</b>								
<b>13</b> Add lines 1a through 12 in columns (a) through (d) . . . . .	<b>13</b>		1,000	500					
<b>14</b> Multiply line 13 by rate of tax at top of each column . . . . .	<b>14</b>		150	150					
<b>15</b> Tax on income not effectively connected with a U.S. trade or business. Add columns (a) through (d) of line 14. Enter the total here and on Form 1040NR, line 53 . . . . . ▶	<b>15</b>						300		

on these dividends is 30%. However, Article X of the tax treaty between the United States and Canada limits the U.S. tax rate on these dividends to a maximum rate of 15%. John filed Form W-8BEN with XYZ to claim the lower treaty rate, and XYZ correctly withheld \$150. In addition, John has U.S. source gross gambling winnings of \$5,000 and U.S. source gambling losses of \$4,500. These items would be reported on Schedule NEC as shown in the example, earlier.

### **Lines 16 Through 18—Capital Gains and Losses From Sales or Exchanges of Property**

Include these gains only if you were in the United States at least 183 days during 2011. They are not subject to U.S. tax if you were in the United States less than 183 days during the

tax year. In determining your net gain, do not use the capital loss carryover. Losses from sales or exchanges of capital assets in excess of similar gains are not allowed. Enter the amount from line 18 on line 9. If you had a gain or loss on disposing of a U.S. real property interest, see *Dispositions of U.S. Real Property Interests*, earlier.

---

## Instructions for Schedule OI, Other Information

Answer all questions.

---

### Item A

List all countries of which you were a citizen or national during the tax year.

### Item B

List the country in which you claimed residence for tax purposes during the tax year.

### Item C

If you have completed immigration Form I-485 and submitted the form to the U.S. Citizenship and Immigration Services, you have applied to become a green card holder (lawful permanent resident) of the United States.

### Item D

If you checked "Yes" for D1 or D2, you may be a U.S. tax expatriate and special rules may apply to you. See *Expatriation Tax* in chapter 4 of Pub. 519 for more information.

### Item E

If you had a visa on the last day of the tax year, enter your visa type. Examples are the following.

- B-1 Visitor for business.
- F-1 Students-academic institutions.
- H-1B Temporary worker with specialty occupation.
- J-1 Exchange visitor.

If you do not have a visa, enter your U.S. immigration status on the last day of the tax year. For example, if you entered under the visa waiver program, enter "VWP" and the name of the Visa Waiver Program Country.

If you were not present in the United States on the last day of the tax year, and you have no U.S. immigration status, enter "Not present in U.S.—No U.S. immigration status."

### Item F

If you ever changed your visa type or U.S. immigration status, check the "Yes" box. For example, you entered the United States in 2010 on an F-1 visa as an academic student. During 2011 you changed to an H-1B visa as a teacher. You will check the "Yes" box and enter on the dotted line "Changed status from F-1 student to H-1B teacher on August 20, 2011."

### Item G

Enter the dates you entered and left the United States during 2011 on short business trips or to visit family, go on vacation, or return home briefly. If you are a resident of Canada or Mexico and commute to work in the United States on more than 75% of the workdays during your working period, you are a regular commuter and do not need to enter the dates you entered and left the United States during the year. Commute means to travel to work and return to your residence within a 24-hour period. Check the appropriate box for Canada or Mexico and skip to item H. See *Days of Presence in the United States* in chapter 1 of Pub. 519.

If you were in the United States on January 1, enter 1/1 as the first date you entered the United States. If you were in the United States on December 31, do not enter any date departed.

### Item H

Review your entry and passport stamps or other records to count the number of days you actually were present in the United States during the years listed. A day of presence is any day that you are physically present in the United States at any time during the 24-hour period beginning at 12:01 a.m. For the list of exceptions to the days you must count as actually present in the United States, see *Days of Presence in the United States* in chapter 1 of Pub. 519. If you were not in the United States on any day of the year, enter -0-.

### Item I

If you filed a U.S. income tax return for a prior year, enter the latest year for which you filed a return and the form number you filed.

### Item J

If you are filing this return for a trust, check the first "Yes" box. Check the second "Yes" box if you checked the first "Yes" box and at least one of the following statements applies to the trust.

- The trust (or any part of the trust) is treated as a **grantor trust** under the grantor trust rules (sections 671 through 679), whether or not the person who is treated as the owner of the trust is a U.S. person.
- The trust made a **distribution or loan** to a U.S. person during the tax year.

- The trust received a **contribution** from a U.S. person during the tax year.

A U.S. person is a U.S. citizen or resident alien, a domestic partnership, a domestic corporation, an estate other than a foreign estate, or a domestic trust. See Pub. 519 for more information.

### Item K

If you received total compensation of \$250,000 or more for 2011, check the first "Yes" box. If you checked the first "Yes" box, check the second "Yes" box if you are using an alternative method to determine the source of the compensation. Total compensation includes all compensation from sources within and without the United States.

If you check the second "Yes" box, you must attach a statement to your return. For details about the statement and the alternative method, see *Services performed partly within and partly without the United States*, earlier.

### Item L

**Line 1.** If you are a resident of a treaty country (that is, you qualify as a resident of that country within the meaning of the tax treaty between the United States and that country), you must know the terms of the tax treaty between the United States and that country to properly complete item L. You can download the complete text of most U.S. tax treaties at IRS.gov. Enter "Tax Treaties" in the search box. Technical explanations for many of those treaties are also available at that site. Also, see Pub. 901 for a quick reference guide to the provisions of U.S. tax treaties.

If you are claiming exemption from income tax under a U.S. income tax treaty with a foreign country on Form 1040NR, you must provide all the information requested in item L.

**Column (a), Country.** Enter the treaty country that qualifies you for treaty benefits.

**Column (b), Tax treaty article.** Enter the number of the treaty article that exempts the income from U.S. tax.

**Column (c), Number of months claimed in prior tax years.** Enter the number of months in prior tax years for which you claimed an exemption from U.S. tax based on the specified treaty article.

**Example. Item L—Income Exempt From Tax by Treaty**

(a) Country	(b) Tax treaty article	(c) Number of months claimed in prior tax years	(d) Amount of exempt income in current tax year
Italy	20	4	\$40,000
<b>(e) Total.</b> Enter this amount on Form 1040NR, line 22. Do not enter it on line 8 or line 12 . . . . .			\$40,000

**Column (d), Amount of exempt income in current tax year.** Enter the amount of income in the current tax year that is exempt from U.S. tax based on the specified treaty article.

**Line (e), Total.** Add the amounts in column (d). Enter the total on line 1e and on Form 1040NR, page 1, line 22. Do not include this amount in the amounts entered on Form 1040NR, page 1, line 8 or 12.

If required, attach Form 8833. See *Treaty-based return position disclosure*, later.

**Line 2.** Check “Yes” if you were subject to tax in a foreign country on any of the income reported in line 1, column (d).

**Example.** Sara is a citizen of Italy and was a resident there until September 2010, when she moved to the United States to accept a position as a high school teacher at an accredited public school. Sara came to the United States on a J-1 visa (Exchange visitor) and signed a contract to teach for 2 years at this

U.S. school. She began teaching in September 2010 and plans to continue teaching through May 2012. Sara’s salary per school year is \$40,000. She plans to return to Italy in June 2012 and resume her Italian residence. For calendar year 2011, Sara earned \$40,000 from her teaching position. She completes the table in item L on her 2011 tax return as shown in the example earlier.



*If you are claiming tax treaty benefits and you failed to submit adequate documentation to a withholding agent, you must attach to your tax return all information that otherwise would have been required on the withholding tax document (for example, all information required on Form W-8BEN or Form 8233).*

**Treaty-based return position disclosure.** If you take the position that a treaty of the United States overrides or modifies any provision of the Internal Revenue Code and that position reduces (or potentially

reduces) your tax, you must report certain information on Form 8833 and attach it to Form 1040NR.

If you fail to report the required information, you will be charged a penalty of \$1,000 for each failure, unless you show that such failure is due to reasonable cause and not willful neglect. For more details, see Form 8833 and its instructions.

**Exceptions.** You do not have to file Form 8833 for any of the following.

1. You claim a treaty reduces the withholding tax on interest, dividends, rents, royalties, or other fixed or determinable annual or periodical income ordinarily subject to the 30% rate.
2. You claim a treaty reduces or modifies the taxation of income from dependent personal services, pensions, annuities, social security and other public pensions, or income of artists, athletes, students, trainees, or teachers. This includes taxable scholarship and fellowship grants.
3. You claim an International Social Security Agreement or a Diplomatic or Consular Agreement reduces or modifies the taxation of income.
4. You are a partner in a partnership or a beneficiary of an estate or trust and the partnership, estate, or trust reports the required information on its return.
5. The payments or items of income that otherwise are required to be disclosed total no more than \$10,000.

---

## Sign Your Return

Form 1040NR is not considered a valid return unless you sign it. Be sure to date your return and enter your occupation(s) in the United States. If you have someone prepare your return, you are still responsible for the correctness of the return. If your return is signed by a representative for you, you must have a power of attorney attached that specifically authorizes the representative to sign your return. To do this, you can use Form 2848.

You can have an agent in the United States prepare and sign your return if you could not do so for one of the following reasons.

- You were ill.
- You were not in the United States at any time during the 60 days before the return was due.
- For other reasons that you explained in writing to:

Department of the Treasury  
Internal Revenue Service  
Austin, TX 73301-0215 U.S.A.  
and that the IRS approved.

**Child's return.** If your child cannot sign the return, either parent can sign the child's name in the space provided. Then, enter "By (your signature), parent for minor child."

**Paid preparer must sign your return.** Generally, anyone you pay to prepare your return must sign it and include their preparer tax identification number (PTIN) in the space provided. The preparer must give you a copy of the return for your records. Someone who prepares your return but does not charge you should not sign your return.

---

## Assemble Your Return

Assemble any schedules and forms behind Form 1040NR in order of the "Attachment Sequence No." shown in the upper right corner of the schedule or form. If you have supporting statements, arrange them in the same order as the schedules or forms they support and attach them last. Do not attach correspondence or other items unless required to do so.

Attach a copy of Forms W-2, 1042-S, SSA-1042S, RRB-1042S, 2439, and 8288-A to the front of Form 1040NR. If you received a Form W-2c (a corrected Form W-2), attach a copy of your original Forms W-2 and any Forms W-2c. Also attach Form(s) 1099-R to the front of Form 1040NR if

tax was withheld. Attach Form 8805 to the back of your return. Enclose, but do not attach, any payment.

---

## General Information

### How To Avoid Common Mistakes

Mistakes can delay your refund or result in notices being sent to you.

- Make sure you entered the correct name and identifying number (SSN, ITIN, or ATIN) for each dependent you claim on line 7c. Check that each dependent's name and identifying number agree with his or her identification document. For each child under age 17 who is a qualifying child for the child tax credit, make sure you checked the box in line 7c, column (4).
- Check your math, especially for the child tax credit, total income, itemized deductions, deduction for exemptions, taxable income, total tax, federal income tax withheld, and refund or amount you owe.
- Be sure you used the correct method to figure your tax. See the instructions for line 42.
- Be sure to enter your identifying number in the space provided on page 1 of Form 1040NR. If you are married and you checked filing status box 3 or 4 on page 1, also enter your spouse's information in the space provided on page 1. Check that your name and identifying number agree with your identification document, such as your social security card or the IRS notice assigning your ITIN.
- Make sure your name and address are correct.
- If you live in an apartment, be sure to include your apartment number in your address.
- If you received capital gain distributions but were not required to file Schedule D (Form 1040), make sure you checked the box on line 14.
- Remember to sign and date Form 1040NR and enter your occupation(s) in the United States.
- Attach your Form(s) W-2 and other required forms and schedules. Put all forms and schedules in the proper order. See *Assemble Your Return*, earlier.
- If you owe tax and are paying by check or money order, be sure to include all the required information on your payment. See the instructions for line 73 for details.
- Do not file more than one original return for the same year, even if you

have not gotten your refund or have not heard from the IRS since you filed. Filing more than one original return for the same year, or sending in more than one copy of the same return (unless we ask you to do so), could delay your refund.

---

## What Are Your Rights as a Taxpayer?

You have the right to be treated fairly, professionally, promptly, and courteously by IRS employees. Our goal at the IRS is to protect your rights so that you will have the highest confidence in the integrity, efficiency, and fairness of our tax system. To ensure that you always receive such treatment, you should know about the many rights you have at each step of the tax process. For details, see Pub. 1.

---

## Income Tax Withholding and Estimated Tax Payments for 2012

If the amount you owe or the amount you overpaid is large, you may want to file a new Form W-4 with your employer to change the amount of income tax withheld from your 2012 pay. For details on how to complete Form W-4, see the Instructions for Form 8233 and Notice 1392, Supplemental Form W-4 Instructions for Nonresident Aliens. If you have pension or annuity income, use Form W-4P. If you receive certain government payments (such as unemployment compensation or social security benefits), you can have tax withheld from those payments by giving the payer Form W-4V. If you do not pay your tax through withholding, or do not pay enough tax that way, you might have to pay estimated tax.

In general, you do not have to make estimated tax payments if you expect that your 2012 Form 1040NR will show a tax refund or a tax balance due of less than \$1,000. If your total estimated tax for 2012 is \$1,000 or more, see Form 1040-ES (NR). It has a worksheet you can use to see if you have to make estimated tax payments. However, if you expect to be a resident of Puerto Rico during all of 2012 and you must pay estimated tax, use Form 1040-ES. For more details, see Pub. 505.



For more information on withholding or estimated tax payments, see Paying Tax Through Withholding or Estimated Tax in chapter 8 of Pub. 519.

## Secure Your Tax Records from Identity Theft

Identity theft occurs when someone uses your personal information, such as your name, social security number (SSN), or other identifying information, without your permission, to commit fraud or other crimes. An identity thief may use your SSN to get a job or may file a tax return using your SSN to receive a refund.

To reduce your risk:

- Protect your SSN,
- Ensure your employer is protecting your SSN, and
- Be careful when choosing a tax preparer.

If your tax records are affected by identity theft and you receive a notice from the IRS, respond right away to the name and phone number printed on the IRS notice or letter.

If your tax records are not currently affected by identity theft but you think you are at risk due to a lost or stolen purse or wallet, questionable credit card activity or credit report, etc., contact the IRS Identity Protection Specialized Unit at 1-800-908-4490 or submit Form 14039.

For more information, see Pub. 4535.

Victims of identity theft who are experiencing economic harm or a systemic problem, or are seeking help in resolving tax problems that have not been resolved through normal channels, may be eligible for Taxpayer Advocate Service (TAS) assistance. You can reach TAS by calling the National Taxpayer Advocate helpline at 1-877-777-4778 or TTY/TDD 1-800-829-4059.

### Protect yourself from suspicious emails or phishing schemes.

Phishing is the creation and use of email and websites designed to mimic legitimate business emails and websites. The most common form is sending an email to a user falsely claiming to be an established legitimate enterprise in an attempt to scam the user into surrendering private information that will be used for identity theft.

The IRS does not initiate contacts with taxpayers via emails. Also, the IRS does not request detailed personal information through email or ask taxpayers for the PIN numbers, passwords, or similar secret access information for their credit card, bank, or other financial accounts.

If you receive an unsolicited email claiming to be from the IRS, forward the message to [phishing@irs.gov](mailto:phishing@irs.gov). You also may report misuse of the IRS name, logo, forms, or other IRS property to the Treasury Inspector General for Tax Administration toll-free at 1-800-366-4484 or TTY/TDD 1-800-877-8339. You can forward suspicious emails to the Federal Trade Commission at [spam@uce.gov](mailto:spam@uce.gov) or contact them at [www.ftc.gov/idtheft](http://www.ftc.gov/idtheft) or 1-877-IDTHEFT (1-877-438-4338) or TTY/TDD 1-866-653-4261.

Visit IRS.gov and enter "identity theft" in the search box to learn more about identity theft and how to reduce your risk.

## How Do You Make a Gift To Reduce Debt Held By the Public?

If you wish to do so, make a check payable to "Bureau of the Public Debt." You can send it to:

Bureau of the Public Debt  
Department G  
P.O. Box 2188,  
Parkersburg, WV 26106-2188.

Or you can enclose the check with your income tax return when you file. Do not add your gift to any tax you may owe. See the instructions for line 73 for details on how to pay any tax you owe.

Go to [www.publicdebt.treas.gov/](http://www.publicdebt.treas.gov/) for information on how to make this type of gift online.



You may be able to deduct this gift on your 2012 tax return.

## How Long Should Records Be Kept?

Keep a copy of your tax return, worksheets you used, and records of all items appearing on it (such as Forms W-2, 1042-S, and 1099) until the statute of limitations runs out for that return. Usually, this is 3 years from the date the return was due or filed or 2 years from the date the tax

was paid, whichever is later. You should keep some records longer. For example, keep property records (including those on your home) as long as they are needed to figure the basis of the original or replacement property. For more details, see chapter 1 of Pub. 17.

## Amended Return

File Form 1040X to change a return you already filed. Also use Form 1040X if you filed Form 1040NR and you should have filed Form 1040, 1040A, or 1040EZ, or vice versa. Generally, Form 1040X must be filed within 3 years after the date the original return was filed or within 2 years after the date the tax was paid, whichever is later. But you may have more time to file Form 1040X if you live in a federally declared disaster area or you are physically or mentally unable to manage your financial affairs. See Pub. 519 and 556 for details.

## Need a Copy of Your Tax Return?

If you need a copy of your tax return, use Form 4506. There is a \$57 fee (subject to change) for each return requested. If your main home, principal place of business, or tax records are located in a federally declared disaster area, this fee will be waived. If you want a free transcript of your tax return or account, use Form 4506-T or 4506T-EZ, visit IRS.gov and click on "Order a Tax Return or Account Transcript."



You can call us to order a tax return or account transcript. If you are in the United States call 1-800-908-9946. If you are outside the United States, call 267-941-1000 (English-speaking only). This number is not toll free.

## Death of a Taxpayer

If a taxpayer died before filing a return for 2011, the taxpayer's personal representative may have to file and sign a return for that taxpayer. A personal representative can be an executor, administrator, or anyone who is in charge of the deceased taxpayer's property. If the deceased taxpayer did not have to file a return but had tax withheld, a return must be filed to get a refund. The person who files the return must enter "Deceased," the deceased

taxpayer's name, and the date of death across the top of the return. If this information is not provided, it may delay the processing of the return.

The personal representative should promptly notify all payers of income, including financial institutions, of the taxpayer's death. This will ensure the proper reporting of income earned by the taxpayer's estate or heirs. A deceased taxpayer's SSN or ITIN should not be used for tax years after the year of death, except for estate tax return purposes.

## Claiming a Refund for a Deceased Taxpayer

If you are a court-appointed representative, file Form 1040NR for the decedent and include a copy of the certificate that shows your appointment. All other filers requesting the deceased taxpayer's refund, including the deceased taxpayer's spouse, must file the return and attach Form 1310.

For more details, see Pub. 559.

---

## Past Due Returns

If you or someone you know needs to file past due tax returns, use TeleTax topic 153 or go to [www.irs.gov/individuals](http://www.irs.gov/individuals) for help in filing those returns. Send the return to the address shown in the latest Form 1040NR instructions. For example, if you are filing a 2008 return in 2012, use the address in *Where To File*, earlier. However, if you got an IRS notice, mail the return to the address in the notice.

---

## Other Ways To Get Help

### Send Your Written Tax Questions to the IRS

You should get an answer in about 30 days. For the mailing address, call us at 1-800-829-1040 (hearing impaired customers with access to TTY/TDD equipment may call 1-800-829-4059). Do not send questions with your return.

### Research Your Tax Questions Online

You can find answers to many of your tax questions online. Go to [www.irs.gov/individuals](http://www.irs.gov/individuals). At the top of the page click on "International Taxpayers" and then on "Help With Tax Questions - International Taxpayers." Here are

some of the methods you may want to try.

- Frequently asked questions. This section contains an extensive list of questions and answers. You can select your question by category or keyword.
- Tax trails. This is an interactive section that asks questions you can answer by selecting "Yes" or "No."
- Main index of tax topics. This is an online version of TeleTax topics.
- Sending Your Question. This is an interactive section where you select one of the categories available to submit your tax law question.

## Free Tax Return Assistance

**Free help with your return.** If you need assistance preparing your return, visit the nearest Volunteer Income Tax Assistance (VITA) or Tax Counseling for the Elderly (TCE) site in your community. There are over 12,000 sites nationwide and each site is staffed by volunteers who are trained and certified to prepare federal income tax returns. VITA sites are also available at international and domestic military installations.

Volunteers in this program must adhere to strict quality and ethical standards and pass a certification test each year. VITA volunteers assist low to moderate income (generally under \$50,000 in adjusted gross income) taxpayers and TCE volunteers assist elderly taxpayers (age 60 and older). Volunteers will help you claim the child tax credit and other credits and deductions you can take.

**What to bring.** These are some of the items to bring to the VITA/TCE site to have your tax return prepared.

- Proof of identification.
- Social security cards for you, your spouse and dependents and/or a social security number verification letter issued by the Social Security Administration.
- Individual taxpayer identification number (ITIN) assignment letter for you, your spouse and dependents.
- Proof of foreign status, if applying for an ITIN.
- Birth dates for you, your spouse, and any dependents.
- Form(s) W-2, W-2G, 1099-INT, 1099-DIV, 1099-R and 1042-S.
- A copy of your 2010 federal and state returns, if available.
- A blank check or anything that shows your bank routing and account numbers for direct deposit.
- Total paid to daycare provider and the daycare provider's tax identification number (the provider's

social security number or the provider's business employer identification number).

**Find a site near you and get additional information.** For more information on these programs and a location in your community, go to [IRS.gov](http://IRS.gov) and enter keyword "VITA" in the search box. You may also contact us at 1-800-829-1040. To locate the nearest AARP Tax-Aide site, visit AARP's website at [www.aarp.org/money/taxaide](http://www.aarp.org/money/taxaide) or call 1-888-227-7669.

## Everyday Tax Solutions

### Taxpayer Assistance in the United States

In the United States you can get face-to-face help solving tax problems every business day in IRS Taxpayer Assistance Centers. An employee can explain IRS letters, request adjustments to your account, or help you set up a payment plan. Call your local Taxpayer Assistance Center for an appointment. To find the number, go to [www.irs.gov/localcontacts](http://www.irs.gov/localcontacts), or look in the phone book under "United States Government, Internal Revenue Service."



If you wish to write instead of call, please address your letter to:

Internal Revenue Service  
International Section  
Philadelphia, PA 19255-0725

Make sure you include your identifying number (defined in *Identifying Number*, earlier) when you write.

### Taxpayer Assistance Outside the United States



If you are outside the United States, you can call 267-941-1000 (English-speaking only). This number is not toll free.

Outside the United States, we will answer your tax questions and help with account problems at any of our overseas offices. You can phone or visit—just be sure to have last year's tax return, your wage and income statements, and your other tax records with you. If you wish to write instead of call, please contact the office to obtain the mailing address.

The offices are located in the following countries.

- Beijing, People's Republic of China

U.S. Embassy  
No. 55 An Jia Lou Road  
Beijing 100600  
People's Republic of China  
Tel. {86} (10) 8531-3983  
Fax {86} (10) 8531-4287

- Frankfurt, Germany  
U.S. Consulate Frankfurt  
Giessener Str. 30  
60435 Frankfurt am Main  
Germany  
Tel. {49} (69) 7535-3834  
Fax {49} (69) 7535-3803
- London, England  
U.S. Embassy  
24/31 Grosvenor Square  
London W1A 1AE  
United Kingdom  
Tel. {44} (20) 7894-0476  
Fax {44} (20) 7495-4224
- Paris, France  
U.S. Embassy  
2 Avenue Gabriel  
75382 Paris Cedex 08  
France  
Tel. {33} (1) 4312-2555  
Fax {33} (1) 4312-2303

Traveling IRS customer service employees may visit foreign cities during the 2012 filing season. Call your local U.S. Embassy or consulate, or one of our offices to find out more about the dates, times, and locations for assistance.

## IRS Videos

The IRS Video portal [www.IRSvideos.gov](http://www.IRSvideos.gov) contains video and audio presentations on topics of interest to small businesses, individuals, and tax professionals. You will find video clips of tax topics, archived versions of live panel discussions and Webinars, and audio archives of tax practitioner phone forums.

## Help for People With Disabilities

Telephone help is available using TTY/TDD equipment by calling 1-800-829-4059. Braille materials are available at libraries that have special services for people with disabilities.

## Tax Services in Other Languages

To better serve taxpayers whose native language is not English, we have tax products and services in various languages.

For Spanish speaking taxpayers, we have:

- Spanish Publication 17, El Impuesto Federal sobre los Ingresos, and
- [www.irs.gov/espanol](http://www.irs.gov/espanol).

The Multilingual Gateway at [www.irs.gov/languages](http://www.irs.gov/languages) offers basic tax filing information in the following languages.

- Chinese.
- Vietnamese.
- Korean.
- Russian.

We also offer a Basic Tax Responsibilities CD/DVD in the following languages.

- Spanish
- Chinese.
- Vietnamese.
- Korean.
- Russian.

If you are in the United States and want to get a copy of this CD/DVD, call the National Distribution Center at 1-800-829-3676 and ask for Pub. 4580 in your language.



*The IRS Taxpayer Assistance Centers provide over-the-phone interpreter assistance in more than 170 different languages. To find the number, see Everyday Tax Solutions, earlier.*

---

## Interest and Penalties

You do not have to figure the amount of any interest or penalties you may owe. Because figuring these amounts can be complicated, we will do it for you if you want. We will send you a bill for any amount due.

If you include interest or penalties (other than the estimated tax penalty) with your payment, identify and enter the amount in the bottom margin of Form 1040NR, page 2. Do not include interest or penalties (other than the estimated tax penalty) in the amount you owe on line 73.

## Interest

We will charge you interest on taxes not paid by their due date, even if an extension of time to file is granted. We also will charge you interest on penalties imposed for failure to file, negligence, fraud, substantial valuation misstatements, substantial understatement of tax, and reportable transaction understatement of tax, and reportable transaction understatement of tax. Interest is charged on the penalty from the due date of the return (including extensions).

## Penalties

**Late filing.** If you do not file your return by the due date (including extensions), the penalty is usually 5% of the amount due for each month or part of a month your return is late, unless you have a reasonable explanation. If you do, include it with your return. The penalty can be as much as 25% of the tax due. The penalty is 15% per month, up to a maximum of 75%, if the failure to file is fraudulent. If your return is more than 60 days late, the minimum penalty will be \$135 or the amount of any tax you owe, whichever is smaller.

**Late payment of tax.** If you pay your taxes late, the penalty is usually 1/2 of 1% of the unpaid amount for each month or part of a month the tax is not paid. The penalty can be as much as 25% of the unpaid amount. It applies to any unpaid tax on the return. This penalty is in addition to interest charges on late payments.

**Frivolous return.** In addition to any other penalties, the law imposes a penalty of \$5,000 for filing a frivolous return. A frivolous return is one that does not contain information needed to figure the correct tax or shows a substantially incorrect tax because you take a frivolous position or desire to delay or interfere with the tax laws. This includes altering or striking out the preprinted language above the space where you sign. For a list of positions identified as frivolous, see Notice 2010-33, 2010-17 I.R.B. 609, available at [www.irs.gov/irb/2010-17_IRB/ar13.html](http://www.irs.gov/irb/2010-17_IRB/ar13.html).

**Other.** Other penalties can be imposed for negligence, substantial understatement of tax, reportable transaction understatement, filing an erroneous refund claim, and fraud. Criminal penalties may be imposed for willful failure to file, tax evasion, or making a false statement. See Pub. 17 for details on some of these penalties.

---

## Refund Information

You can go online to check the status of your refund 3 to 4 weeks after you file your return. But if you filed Form 8839 with your return, allow 14 weeks before checking your refund status.

**Refunds of certain withholding tax.** The processing of refund requests of tax withheld and reported on a Form 1042-S or Form 8805 may require additional time. Allow up to 6 months for these refunds to be issued.



Go to [IRS.gov](http://IRS.gov) and click on *where's my refund*. Have a copy of your tax return handy. You will need to provide the following information from your return:

- Your social security number (or other identification number),
- Your filing status, and
- The exact whole dollar amount of your refund.



*Refunds are sent out weekly on Fridays. If you check the status of your refund and are not given the date it will be issued, please wait until the next week before checking back.*



If you do not have Internet access, you have 2 options.

- You can check the status of your refund on the new IRS phone app. Download the free IRS2Go app by visiting the iTunes app store or the Android Marketplace. IRS2Go is a new way to provide you with information and tools.
- If you are in the United States call 1-800-829-4477 24 hours a day, 7 days a week, for automated refund information.

Do not send in a copy of your return unless asked to do so.

To get a refund, you generally must file your return within 3 years from the date the return was due (including extensions).

Refund information also is available in Spanish at [www.irs.gov/espanol](http://www.irs.gov/espanol) and the phone numbers listed above.

## What Is TeleTax?

You can use TeleTax to read or listen to pre-recorded messages on various tax topics. All topics are available in Spanish.

## Topics by Internet

TeleTax topics are available at [www.irs.gov/taxtopics](http://www.irs.gov/taxtopics). Click on the link for the number of the topic you want to read.

## Recorded Tax Information

Recorded tax information is available 24 hours a day, 7 days a week. Select the number of the topic you want to hear and call 1-800-829-4777. Have paper and pencil handy to take notes.

## Tax information for aliens.

- 851 Resident and nonresident aliens

- 856 Foreign tax credit
- 857 Individual taxpayer identification number (ITIN)—Form W-7
- 858 Alien tax clearance

## Calling the IRS

If you cannot find the answer to your question in these instructions or online, please call us for assistance. See *Making the Call*, later. If you are in the United States, you will not be charged for the call unless your phone company charges you for toll-free calls. Our normal hours of operation are Monday through Friday from 7:00 a.m. to 10:00 p.m. local time. Assistance provided to callers from Alaska and Hawaii will be based on the hours of operation in the Pacific time zone.



*If you want to check the status of your 2011 refund, see Refund Information, earlier.*

## Before You Call

IRS representatives care about the quality of the service provided to you, our customer. You can help us provide accurate, complete answers to your questions by having the following information available.

- The tax form, schedule, or notice to which your question relates.
- The facts about your particular situation. The answer to the same question often varies from one taxpayer to another because of differences in their age, income, whether they can be claimed as a dependent, etc.
- The name of any IRS publication or other source of information that you used to look for the answer.

To maintain your account security, you may be asked for the following information, which you also should have available.

- Your social security number or individual taxpayer identification number.
- The amount of refund and filing status shown on your tax return.
- The "Caller ID Number" shown at the top of any notice you received.
- Your personal identification number (PIN) if you have one.
- Your date of birth.
- The numbers in your street address.
- Your ZIP code.

If you are asking for an installment agreement to pay your tax, you will be asked for the highest amount you

can pay each month and the date on which you can pay it.

## Evaluation of services provided.

The IRS uses several methods to evaluate our telephone service. One method is to record telephone calls for quality purposes only. A random sample of recorded calls is selected for review through the quality assurance process. Other methods include listening to live calls in progress and random selection of customers for participation in a customer satisfaction survey.

## Making the Call

If you are in the United States, call 1-800-829-1040 (hearing impaired customers with TTY/TDD equipment may call 1-800-829-4059). Our menu allows you to speak your responses or use your keypad to select a menu option. After receiving your menu selection, the system will direct your call to the appropriate assistance.

If you are outside the United States, call 267-941-1000 (English-speaking only). This number is not toll-free.

## Before You Hang Up

If you do not fully understand the answer you receive, or you feel our representative may not fully understand your question, our representative needs to know this. He or she will be happy to take additional time to be sure your question is answered fully.

By law, you are responsible for paying your share of federal income tax. If we should make an error in answering your question, you are still responsible for the payment of the correct tax. Should this occur, however, you will not be charged any penalty.

## Quick and Easy Access to Tax Help and Tax Forms and Publications



*If you live outside the United States, see Pub. 519 and Pub. 54 to find out how to get help and tax forms and instructions.*



**Internet** You can access [IRS.gov](http://IRS.gov) 24 hours a day, 7 days a week.

**Online services and help.** Go to [IRS.gov](http://IRS.gov) to obtain information on:

- **Online Services**—Conduct business with the IRS electronically.
- **Taxpayer Advocate Service**—Helps taxpayers resolve problems with the IRS.
- **Where's My Refund**—Your refund status anytime from anywhere.
- **Free Tax Return Preparation**—Locate the site nearest you.
- **Recent Tax Changes**
- **Disaster Tax Relief**
- **Identity Theft and Your Tax Records.**
- **Online Payment Agreement (OPA) Application**
- **Applying for Offers in Compromise**

**View and download tax forms and publications.** Click on "Forms & Pubs" or go to [www.irs.gov/formspubs](http://www.irs.gov/formspubs) to:

- View or download current and previous year tax forms and publications.
- Order current year tax forms and publications online.

**Online ordering of tax forms and publications.** To order tax forms and publications delivered by mail, go to [www.irs.gov/formspubs](http://www.irs.gov/formspubs).

- For current year tax forms and publications, click on "Forms and publications by U.S. mail."
- For tax forms and publications on a DVD, click on "Tax products on DVD (Pub. 1796)."



To get information, forms, and publications in Spanish, go to [www.irs.gov/espanol](http://www.irs.gov/espanol).



**Phone**

**TeleTax information - 24 hour tax information.** Call 1-800-829-4477. See *What Is TeleTax?*, earlier.

**Tax forms and publications.** Call 1-800-TAX-FORM (1-800-829-3676) to order current and prior year forms, instructions, and publications. If you are in the United States you should receive your order within 10 working days.

**Tax help and questions.** Call 1-800-829-1040.

**Hearing Impaired TTY/TDD.** Call 1-800-829-4059.

**Tax help and questions.** Call 1-800-829-1040.

**National Taxpayer Advocate helpline.** Call 1-877-777-4778.



**Walk-in.** If you are in the United States, you can pick up some of the most requested forms, instructions, and publications

at many IRS offices, post offices, and libraries. Also, some grocery stores, copy centers, city and county government offices, and credit unions have reproducible tax forms and publications available to photocopy or print from a DVD. If you are outside the United States, many forms, instructions, and publications are available from U.S. embassies and consulates during the tax return filing period.



**Mail.** You can order forms, instructions, and publications by writing to the address below.

Internal Revenue Service  
1201 N. Mitsubishi Motorway  
Bloomington, IL 61705-6613.

If you are in the United States, you should receive your order within 10 days after we receive your request.



**DVD.** Buy IRS Pub. 1796, IRS Tax Products DVD, from National Technical Information Service (NTIS) at [www.irs.gov/cdorders](http://www.irs.gov/cdorders) for \$30 (no handling fee) or call 1-877-233-6767 toll-free (in the United States) to buy the DVD for \$30 (plus a \$6 handling fee). Price and handling fee are subject to change. The first release will ship early January 2012 and the final release will ship early March 2012.

## Disclosure, Privacy Act, and Paperwork Reduction Act Notice

We ask for the information on this form to carry out the Internal Revenue laws of the United States. Sections 6001, 6011, 6012(a) and their regulations require that you give us the information.

We need it to ensure that you are complying with these laws and to allow us to figure and collect the right amount of tax. Section 6109 requires you to provide your identifying number. If you fail to provide the requested information in a timely manner, you may be charged penalties and interest and be subject to criminal prosecution. We may also have to disallow the exemptions, exclusions, credits, deductions, or adjustments; this could make the tax higher or delay any refund. Interest may also be charged.

This notice applies to all papers you file with us, including this tax return. It also applies to any questions we need to ask to

complete, correct, or process your return; figure your tax; and collect tax, interest, or penalties. You are not required to provide the information requested on a form that is subject to the Paperwork Reduction Act unless the form displays a valid OMB control number. Books or records relating to a form or its instructions must be retained as long as their contents may become material in the administration of any Internal Revenue law.

Generally, tax returns and return information are confidential, as required by section 6103. However, section 6103 allows or requires the Internal Revenue Service to disclose or give the information shown on your tax return to others. For example, we may disclose your tax information to the Department of Justice, to enforce the tax laws, both civil and criminal, and to cities, states, the District of Columbia, and U.S. commonwealths or possessions to carry out their tax laws. We may disclose your tax information to the Department of Treasury and contractors for tax administration purposes; and to other persons as necessary to obtain information needed to determine the amount of or to collect the tax you owe. We may disclose your tax information to the Comptroller General of the United States to permit review of the Internal Revenue Service. We may disclose your tax information to committees of Congress; federal, state, and local child support agencies; and to other federal agencies for purposes of determining entitlement for benefits or the eligibility for and the repayment of loans. We may also disclose this information to other countries under a tax treaty, to federal and state agencies to enforce federal nontax criminal laws, or to federal law enforcement and intelligence agencies to combat terrorism. Keep this notice with your records. It may help you if we ask you for other information. If you have any questions about the rules for filing and giving information, call or visit any Internal Revenue Service office.

## We Welcome Comments on Forms

If you have suggestions for making these forms simpler, we would be happy to hear from you. You can email us at [taxforms@irs.gov](mailto:taxforms@irs.gov). Please put "Forms Comment" on the subject line. You can also send us comments from [www.irs.gov/formspubs](http://www.irs.gov/formspubs). Select

“Comment on Tax Forms and Publications” under “Information About.” Or you can write to Internal Revenue Service, Individual and Specialty Forms and Publications Branch, SE:W:CAR:MP:T:I, 1111 Constitution Ave. NW, IR-6526, Washington, DC 20224. Do not send your return to this address. Instead, see *Where To File*, earlier.

Although we cannot respond individually to each comment received, we do appreciate your feedback and will consider your comments as we revise our tax forms and instructions.

### Estimates of Taxpayer Burden

The table below shows burden estimates based on current statutory

requirements as of October 31, 2011, for taxpayers filing a 2011 Form 1040NR.

Reported time and cost burdens are national averages and do not necessarily reflect a “typical” case. Most taxpayers experience lower than average burden, with taxpayer burden varying considerably by taxpayer type. For instance, the estimated average time burden for all taxpayers filing a Form 1040NR is 14 hours, with an average cost of \$190 per return. This average includes all related forms and schedules, across all preparation methods and taxpayer activities. For taxpayers filing Form 1040NR-EZ, average time and cost burden are estimated at about 7 hours and \$50, respectively. Within each of these estimates there is

significant variation in taxpayer activity.

Out-of-pocket costs include any expenses incurred by taxpayers to prepare and submit their tax returns. Examples include tax return preparation and submission fees, postage and photocopying costs, and tax preparation software costs. Tax preparation fees vary widely depending on the tax situation of the taxpayer, the type of professional preparer, and the geographic area.

If you have comments concerning the time and cost estimates below, you can contact us at either one of the addresses shown under *We Welcome Comments on Forms*, earlier.

### Estimated Average Taxpayer Burden

The average time and costs required to complete and file Form 1040NR, its schedules, and accompanying forms will vary depending on individual circumstances. The estimated averages are:

Form	Average Time Burden (Hours)	Average Cost
1040NR	14	\$190

## The Taxpayer Advocate Service Is Here To Help

### Taxpayer Advocate Service

The Taxpayer Advocate Service (TAS) is your voice at the IRS. Our job is to ensure that every taxpayer is treated fairly, and that you know and understand your rights. We offer free help to guide you through the often-confusing process of resolving tax problems that you haven't been able to solve on your own. Remember, the worst thing you can do is nothing at all!

TAS can help if you can't resolve your problem with the IRS and:

- Your problem is causing financial difficulties for you, your family, or your business.
- You face (or your business is facing) an immediate threat of adverse action.
- You've tried repeatedly to contact the IRS but no one has responded to you, or the IRS hasn't responded by the date promised.

If you qualify for our help, we'll do everything we can to get your problem resolved. You'll be assigned to one advocate who will be with you at every turn. We have offices in every state, the District of Columbia, and Puerto Rico. Although TAS is independent within the IRS, our advocates know how to work with the IRS to get your problems resolved. And our services are always free.

As a taxpayer, you have rights that the IRS must abide by in its dealings with you. Our online tax toolkit at [www.TaxpayerAdvocate.irs.gov](http://www.TaxpayerAdvocate.irs.gov) can help you understand these rights.

If you think TAS might be able to help you, call your local advocate, whose number is in your phone book and on our website at [www.irs.gov/advocate](http://www.irs.gov/advocate). You can also call our toll-free number at 1-877-777-4778.

To request Taxpayer Advocate Service help worldwide, call the Puerto Rico Taxpayer Advocate office at 1-787-622-8930 (Spanish) or 1-787-622-8940 (English).

TAS also handles large-scale or systemic problems that affect many taxpayers. If you know of one of these broad issues, please report it to us through our Systemic Advocacy Management System at [www.irs.gov/advocate](http://www.irs.gov/advocate).

### Low Income Taxpayer Clinics

Low Income Taxpayer Clinics (LITCs) are independent from the IRS. Some clinics serve individuals whose income is below a certain level and who need to resolve a tax problem. These clinics provide professional representation before the IRS or in court on audits, appeals, tax collection disputes, and other issues for free or for a small fee. Some clinics can provide information about taxpayer rights and responsibilities in many different languages for individuals who speak English as a second language. For more information and to find a clinic near you, see the LITC page on [www.irs.gov/advocate](http://www.irs.gov/advocate) or IRS [Publication 4134, Low Income Taxpayer Clinic List](#). This publication is also available by calling 1-800-829-3676 or at your local IRS office.

## Suggestions for Improving the IRS

### Taxpayer Advocacy Panel

Have a suggestion for improving the IRS and do not know who to contact? The Taxpayer Advocacy Panel (TAP) is a diverse group of citizen volunteers who listen to taxpayers, identify taxpayers' issues, and make suggestions for improving IRS service and customer satisfaction. The panel is demographically and geographically diverse, with at least one member from each state, the District of Columbia, and Puerto Rico. Contact TAP at [www.improveirs.org](http://www.improveirs.org) or 1-888-912-1227 (toll-free).

# 2011 Tax Table



See the instructions for line 42 to see if you must use the Tax Table below to figure your tax.

**Example.** Mr. Green is filing as a qualifying widower. His taxable income on line 41 of Form 1040NR is \$25,300. First, he finds the \$25,300 - 25,350 taxable income line. Next he finds the column for qualifying widower and reads down the column. The amount shown where the taxable income line and filing status column meet is \$2,949. This is the tax amount he must enter on line 42 of his Form 1040NR.

## Sample Table

At least		But less than		Single	Qualifying Widow(er)	Married filing separately
<b>Your tax is—</b>						
25,200	25,250	3,359	2,934	3,359		
25,250	25,300	3,366	2,941	3,366		
25,300	25,350	3,374	<u>2,949</u>	3,374		
25,350	25,400	3,381	2,956	3,381		

If Form 1040NR, line 41, is—		And you are—		
At least	But less than	Single	Qualifying widow(er)	Married filing separately
<b>Your tax is—</b>				
0	5	0	0	0
5	15	1	1	1
15	25	2	2	2
25	50	4	4	4
50	75	6	6	6
75	100	9	9	9
100	125	11	11	11
125	150	14	14	14
150	175	16	16	16
175	200	19	19	19
200	225	21	21	21
225	250	24	24	24
250	275	26	26	26
275	300	29	29	29
300	325	31	31	31
325	350	34	34	34
350	375	36	36	36
375	400	39	39	39
400	425	41	41	41
425	450	44	44	44
450	475	46	46	46
475	500	49	49	49
500	525	51	51	51
525	550	54	54	54
550	575	56	56	56
575	600	59	59	59
600	625	61	61	61
625	650	64	64	64
650	675	66	66	66
675	700	69	69	69
700	725	71	71	71
725	750	74	74	74
750	775	76	76	76
775	800	79	79	79
800	825	81	81	81
825	850	84	84	84
850	875	86	86	86
875	900	89	89	89
900	925	91	91	91
925	950	94	94	94
950	975	96	96	96
975	1,000	99	99	99
<b>1,000</b>				
1,000	1,025	101	101	101
1,025	1,050	104	104	104
1,050	1,075	106	106	106
1,075	1,100	109	109	109
1,100	1,125	111	111	111
1,125	1,150	114	114	114
1,150	1,175	116	116	116
1,175	1,200	119	119	119
1,200	1,225	121	121	121
1,225	1,250	124	124	124
1,250	1,275	126	126	126
1,275	1,300	129	129	129

If Form 1040NR, line 41, is—		And you are—		
At least	But less than	Single	Qualifying widow(er)	Married filing separately
<b>Your tax is—</b>				
1,300	1,325	131	131	131
1,325	1,350	134	134	134
1,350	1,375	136	136	136
1,375	1,400	139	139	139
1,400	1,425	141	141	141
1,425	1,450	144	144	144
1,450	1,475	146	146	146
1,475	1,500	149	149	149
1,500	1,525	151	151	151
1,525	1,550	154	154	154
1,550	1,575	156	156	156
1,575	1,600	159	159	159
1,600	1,625	161	161	161
1,625	1,650	164	164	164
1,650	1,675	166	166	166
1,675	1,700	169	169	169
1,700	1,725	171	171	171
1,725	1,750	174	174	174
1,750	1,775	176	176	176
1,775	1,800	179	179	179
1,800	1,825	181	181	181
1,825	1,850	184	184	184
1,850	1,875	186	186	186
1,875	1,900	189	189	189
1,900	1,925	191	191	191
1,925	1,950	194	194	194
1,950	1,975	196	196	196
1,975	2,000	199	199	199
<b>2,000</b>				
2,000	2,025	201	201	201
2,025	2,050	204	204	204
2,050	2,075	206	206	206
2,075	2,100	209	209	209
2,100	2,125	211	211	211
2,125	2,150	214	214	214
2,150	2,175	216	216	216
2,175	2,200	219	219	219
2,200	2,225	221	221	221
2,225	2,250	224	224	224
2,250	2,275	226	226	226
2,275	2,300	229	229	229
2,300	2,325	231	231	231
2,325	2,350	234	234	234
2,350	2,375	236	236	236
2,375	2,400	239	239	239
2,400	2,425	241	241	241
2,425	2,450	244	244	244
2,450	2,475	246	246	246
2,475	2,500	249	249	249
2,500	2,525	251	251	251
2,525	2,550	254	254	254
2,550	2,575	256	256	256
2,575	2,600	259	259	259
2,600	2,625	261	261	261
2,625	2,650	264	264	264
2,650	2,675	266	266	266
2,675	2,700	269	269	269

If Form 1040NR, line 41, is—		And you are—		
At least	But less than	Single	Qualifying widow(er)	Married filing separately
<b>Your tax is—</b>				
2,700	2,725	271	271	271
2,725	2,750	274	274	274
2,750	2,775	276	276	276
2,775	2,800	279	279	279
2,800	2,825	281	281	281
2,825	2,850	284	284	284
2,850	2,875	286	286	286
2,875	2,900	289	289	289
2,900	2,925	291	291	291
2,925	2,950	294	294	294
2,950	2,975	296	296	296
2,975	3,000	299	299	299
<b>3,000</b>				
3,000	3,050	303	303	303
3,050	3,100	308	308	308
3,100	3,150	313	313	313
3,150	3,200	318	318	318
3,200	3,250	323	323	323
3,250	3,300	328	328	328
3,300	3,350	333	333	333
3,350	3,400	338	338	338
3,400	3,450	343	343	343
3,450	3,500	348	348	348
3,500	3,550	353	353	353
3,550	3,600	358	358	358
3,600	3,650	363	363	363
3,650	3,700	368	368	368
3,700	3,750	373	373	373
3,750	3,800	378	378	378
3,800	3,850	383	383	383
3,850	3,900	388	388	388
3,900	3,950	393	393	393
3,950	4,000	398	398	398
<b>4,000</b>				
4,000	4,050	403	403	403
4,050	4,100	408	408	408
4,100	4,150	413	413	413
4,150	4,200	418	418	418
4,200	4,250	423	423	423
4,250	4,300	428	428	428
4,300	4,350	433	433	433
4,350	4,400	438	438	438
4,400	4,450	443	443	443
4,450	4,500	448	448	448
4,500	4,550	453	453	453
4,550	4,600	458	458	458
4,600	4,650	463	463	463
4,650	4,700	468	468	468
4,700	4,750	473	473	473
4,750	4,800	478	478	478
4,800	4,850	483	483	483
4,850	4,900	488	488	488
4,900	4,950	493	493	493
4,950	5,000	498	498	498

(Continued)

**2011 Tax Table—Continued**

If Form 1040NR, line 41, is—		And you are—		
At least	But less than	Single	Qualifying widow(er)	Married filing separately
		Your tax is—		
<b>5,000</b>				
5,000	5,050	503	503	503
5,050	5,100	508	508	508
5,100	5,150	513	513	513
5,150	5,200	518	518	518
5,200	5,250	523	523	523
5,250	5,300	528	528	528
5,300	5,350	533	533	533
5,350	5,400	538	538	538
5,400	5,450	543	543	543
5,450	5,500	548	548	548
5,500	5,550	553	553	553
5,550	5,600	558	558	558
5,600	5,650	563	563	563
5,650	5,700	568	568	568
5,700	5,750	573	573	573
5,750	5,800	578	578	578
5,800	5,850	583	583	583
5,850	5,900	588	588	588
5,900	5,950	593	593	593
5,950	6,000	598	598	598
<b>6,000</b>				
6,000	6,050	603	603	603
6,050	6,100	608	608	608
6,100	6,150	613	613	613
6,150	6,200	618	618	618
6,200	6,250	623	623	623
6,250	6,300	628	628	628
6,300	6,350	633	633	633
6,350	6,400	638	638	638
6,400	6,450	643	643	643
6,450	6,500	648	648	648
6,500	6,550	653	653	653
6,550	6,600	658	658	658
6,600	6,650	663	663	663
6,650	6,700	668	668	668
6,700	6,750	673	673	673
6,750	6,800	678	678	678
6,800	6,850	683	683	683
6,850	6,900	688	688	688
6,900	6,950	693	693	693
6,950	7,000	698	698	698
<b>7,000</b>				
7,000	7,050	703	703	703
7,050	7,100	708	708	708
7,100	7,150	713	713	713
7,150	7,200	718	718	718
7,200	7,250	723	723	723
7,250	7,300	728	728	728
7,300	7,350	733	733	733
7,350	7,400	738	738	738
7,400	7,450	743	743	743
7,450	7,500	748	748	748
7,500	7,550	753	753	753
7,550	7,600	758	758	758
7,600	7,650	763	763	763
7,650	7,700	768	768	768
7,700	7,750	773	773	773
7,750	7,800	778	778	778
7,800	7,850	783	783	783
7,850	7,900	788	788	788
7,900	7,950	793	793	793
7,950	8,000	798	798	798

If Form 1040NR, line 41, is—		And you are—		
At least	But less than	Single	Qualifying widow(er)	Married filing separately
		Your tax is—		
<b>8,000</b>				
8,000	8,050	803	803	803
8,050	8,100	808	808	808
8,100	8,150	813	813	813
8,150	8,200	818	818	818
8,200	8,250	823	823	823
8,250	8,300	828	828	828
8,300	8,350	833	833	833
8,350	8,400	838	838	838
8,400	8,450	843	843	843
8,450	8,500	848	848	848
8,500	8,550	854	853	854
8,550	8,600	861	858	861
8,600	8,650	869	863	869
8,650	8,700	876	868	876
8,700	8,750	884	873	884
8,750	8,800	891	878	891
8,800	8,850	899	883	899
8,850	8,900	906	888	906
8,900	8,950	914	893	914
8,950	9,000	921	898	921
<b>9,000</b>				
9,000	9,050	929	903	929
9,050	9,100	936	908	936
9,100	9,150	944	913	944
9,150	9,200	951	918	951
9,200	9,250	959	923	959
9,250	9,300	966	928	966
9,300	9,350	974	933	974
9,350	9,400	981	938	981
9,400	9,450	989	943	989
9,450	9,500	996	948	996
9,500	9,550	1,004	953	1,004
9,550	9,600	1,011	958	1,011
9,600	9,650	1,019	963	1,019
9,650	9,700	1,026	968	1,026
9,700	9,750	1,034	973	1,034
9,750	9,800	1,041	978	1,041
9,800	9,850	1,049	983	1,049
9,850	9,900	1,056	988	1,056
9,900	9,950	1,064	993	1,064
9,950	10,000	1,071	998	1,071
<b>10,000</b>				
10,000	10,050	1,079	1,003	1,079
10,050	10,100	1,086	1,008	1,086
10,100	10,150	1,094	1,013	1,094
10,150	10,200	1,101	1,018	1,101
10,200	10,250	1,109	1,023	1,109
10,250	10,300	1,116	1,028	1,116
10,300	10,350	1,124	1,033	1,124
10,350	10,400	1,131	1,038	1,131
10,400	10,450	1,139	1,043	1,139
10,450	10,500	1,146	1,048	1,146
10,500	10,550	1,154	1,053	1,154
10,550	10,600	1,161	1,058	1,161
10,600	10,650	1,169	1,063	1,169
10,650	10,700	1,176	1,068	1,176
10,700	10,750	1,184	1,073	1,184
10,750	10,800	1,191	1,078	1,191
10,800	10,850	1,199	1,083	1,199
10,850	10,900	1,206	1,088	1,206
10,900	10,950	1,214	1,093	1,214
10,950	11,000	1,221	1,098	1,221

If Form 1040NR, line 41, is—		And you are—		
At least	But less than	Single	Qualifying widow(er)	Married filing separately
		Your tax is—		
<b>11,000</b>				
11,000	11,050	1,229	1,103	1,229
11,050	11,100	1,236	1,108	1,236
11,100	11,150	1,244	1,113	1,244
11,150	11,200	1,251	1,118	1,251
11,200	11,250	1,259	1,123	1,259
11,250	11,300	1,266	1,128	1,266
11,300	11,350	1,274	1,133	1,274
11,350	11,400	1,281	1,138	1,281
11,400	11,450	1,289	1,143	1,289
11,450	11,500	1,296	1,148	1,296
11,500	11,550	1,304	1,153	1,304
11,550	11,600	1,311	1,158	1,311
11,600	11,650	1,319	1,163	1,319
11,650	11,700	1,326	1,168	1,326
11,700	11,750	1,334	1,173	1,334
11,750	11,800	1,341	1,178	1,341
11,800	11,850	1,349	1,183	1,349
11,850	11,900	1,356	1,188	1,356
11,900	11,950	1,364	1,193	1,364
11,950	12,000	1,371	1,198	1,371
<b>12,000</b>				
12,000	12,050	1,379	1,203	1,379
12,050	12,100	1,386	1,208	1,386
12,100	12,150	1,394	1,213	1,394
12,150	12,200	1,401	1,218	1,401
12,200	12,250	1,409	1,223	1,409
12,250	12,300	1,416	1,228	1,416
12,300	12,350	1,424	1,233	1,424
12,350	12,400	1,431	1,238	1,431
12,400	12,450	1,439	1,243	1,439
12,450	12,500	1,446	1,248	1,446
12,500	12,550	1,454	1,253	1,454
12,550	12,600	1,461	1,258	1,461
12,600	12,650	1,469	1,263	1,469
12,650	12,700	1,476	1,268	1,476
12,700	12,750	1,484	1,273	1,484
12,750	12,800	1,491	1,278	1,491
12,800	12,850	1,499	1,283	1,499
12,850	12,900	1,506	1,288	1,506
12,900	12,950	1,514	1,293	1,514
12,950	13,000	1,521	1,298	1,521
<b>13,000</b>				
13,000	13,050	1,529	1,303	1,529
13,050	13,100	1,536	1,308	1,536
13,100	13,150	1,544	1,313	1,544
13,150	13,200	1,551	1,318	1,551
13,200	13,250	1,559	1,323	1,559
13,250	13,300	1,566	1,328	1,566
13,300	13,350	1,574	1,333	1,574
13,350	13,400	1,581	1,338	1,581
13,400	13,450	1,589	1,343	1,589
13,450	13,500	1,596	1,348	1,596
13,500	13,550	1,604	1,353	1,604
13,550	13,600	1,611	1,358	1,611
13,600	13,650	1,619	1,363	1,619
13,650	13,700	1,626	1,368	1,626
13,700	13,750	1,634	1,373	1,634
13,750	13,800	1,641	1,378	1,641
13,800	13,850	1,649	1,383	1,649
13,850	13,900	1,656	1,388	1,656
13,900	13,950	1,664	1,393	1,664
13,950	14,000	1,671	1,398	1,671

(Continued)

2011 Tax Table—Continued

If Form 1040NR, line 41, is—		And you are—		
At least	But less than	Single	Qualifying widow(er)	Married filing separately
		Your tax is—		
<b>14,000</b>				
14,000	14,050	1,679	1,403	1,679
14,050	14,100	1,686	1,408	1,686
14,100	14,150	1,694	1,413	1,694
14,150	14,200	1,701	1,418	1,701
14,200	14,250	1,709	1,423	1,709
14,250	14,300	1,716	1,428	1,716
14,300	14,350	1,724	1,433	1,724
14,350	14,400	1,731	1,438	1,731
14,400	14,450	1,739	1,443	1,739
14,450	14,500	1,746	1,448	1,746
14,500	14,550	1,754	1,453	1,754
14,550	14,600	1,761	1,458	1,761
14,600	14,650	1,769	1,463	1,769
14,650	14,700	1,776	1,468	1,776
14,700	14,750	1,784	1,473	1,784
14,750	14,800	1,791	1,478	1,791
14,800	14,850	1,799	1,483	1,799
14,850	14,900	1,806	1,488	1,806
14,900	14,950	1,814	1,493	1,814
14,950	15,000	1,821	1,498	1,821
<b>15,000</b>				
15,000	15,050	1,829	1,503	1,829
15,050	15,100	1,836	1,508	1,836
15,100	15,150	1,844	1,513	1,844
15,150	15,200	1,851	1,518	1,851
15,200	15,250	1,859	1,523	1,859
15,250	15,300	1,866	1,528	1,866
15,300	15,350	1,874	1,533	1,874
15,350	15,400	1,881	1,538	1,881
15,400	15,450	1,889	1,543	1,889
15,450	15,500	1,896	1,548	1,896
15,500	15,550	1,904	1,553	1,904
15,550	15,600	1,911	1,558	1,911
15,600	15,650	1,919	1,563	1,919
15,650	15,700	1,926	1,568	1,926
15,700	15,750	1,934	1,573	1,934
15,750	15,800	1,941	1,578	1,941
15,800	15,850	1,949	1,583	1,949
15,850	15,900	1,956	1,588	1,956
15,900	15,950	1,964	1,593	1,964
15,950	16,000	1,971	1,598	1,971
<b>16,000</b>				
16,000	16,050	1,979	1,603	1,979
16,050	16,100	1,986	1,608	1,986
16,100	16,150	1,994	1,613	1,994
16,150	16,200	2,001	1,618	2,001
16,200	16,250	2,009	1,623	2,009
16,250	16,300	2,016	1,628	2,016
16,300	16,350	2,024	1,633	2,024
16,350	16,400	2,031	1,638	2,031
16,400	16,450	2,039	1,643	2,039
16,450	16,500	2,046	1,648	2,046
16,500	16,550	2,054	1,653	2,054
16,550	16,600	2,061	1,658	2,061
16,600	16,650	2,069	1,663	2,069
16,650	16,700	2,076	1,668	2,076
16,700	16,750	2,084	1,673	2,084
16,750	16,800	2,091	1,678	2,091
16,800	16,850	2,099	1,683	2,099
16,850	16,900	2,106	1,688	2,106
16,900	16,950	2,114	1,693	2,114
16,950	17,000	2,121	1,698	2,121

If Form 1040NR, line 41, is—		And you are—		
At least	But less than	Single	Qualifying widow(er)	Married filing separately
		Your tax is—		
<b>17,000</b>				
17,000	17,050	2,129	1,704	2,129
17,050	17,100	2,136	1,711	2,136
17,100	17,150	2,144	1,719	2,144
17,150	17,200	2,151	1,726	2,151
17,200	17,250	2,159	1,734	2,159
17,250	17,300	2,166	1,741	2,166
17,300	17,350	2,174	1,749	2,174
17,350	17,400	2,181	1,756	2,181
17,400	17,450	2,189	1,764	2,189
17,450	17,500	2,196	1,771	2,196
17,500	17,550	2,204	1,779	2,204
17,550	17,600	2,211	1,786	2,211
17,600	17,650	2,219	1,794	2,219
17,650	17,700	2,226	1,801	2,226
17,700	17,750	2,234	1,809	2,234
17,750	17,800	2,241	1,816	2,241
17,800	17,850	2,249	1,824	2,249
17,850	17,900	2,256	1,831	2,256
17,900	17,950	2,264	1,839	2,264
17,950	18,000	2,271	1,846	2,271
<b>18,000</b>				
18,000	18,050	2,279	1,854	2,279
18,050	18,100	2,286	1,861	2,286
18,100	18,150	2,294	1,869	2,294
18,150	18,200	2,301	1,876	2,301
18,200	18,250	2,309	1,884	2,309
18,250	18,300	2,316	1,891	2,316
18,300	18,350	2,324	1,899	2,324
18,350	18,400	2,331	1,906	2,331
18,400	18,450	2,339	1,914	2,339
18,450	18,500	2,346	1,921	2,346
18,500	18,550	2,354	1,929	2,354
18,550	18,600	2,361	1,936	2,361
18,600	18,650	2,369	1,944	2,369
18,650	18,700	2,376	1,951	2,376
18,700	18,750	2,384	1,959	2,384
18,750	18,800	2,391	1,966	2,391
18,800	18,850	2,399	1,974	2,399
18,850	18,900	2,406	1,981	2,406
18,900	18,950	2,414	1,989	2,414
18,950	19,000	2,421	1,996	2,421
<b>19,000</b>				
19,000	19,050	2,429	2,004	2,429
19,050	19,100	2,436	2,011	2,436
19,100	19,150	2,444	2,019	2,444
19,150	19,200	2,451	2,026	2,451
19,200	19,250	2,459	2,034	2,459
19,250	19,300	2,466	2,041	2,466
19,300	19,350	2,474	2,049	2,474
19,350	19,400	2,481	2,056	2,481
19,400	19,450	2,489	2,064	2,489
19,450	19,500	2,496	2,071	2,496
19,500	19,550	2,504	2,079	2,504
19,550	19,600	2,511	2,086	2,511
19,600	19,650	2,519	2,094	2,519
19,650	19,700	2,526	2,101	2,526
19,700	19,750	2,534	2,109	2,534
19,750	19,800	2,541	2,116	2,541
19,800	19,850	2,549	2,124	2,549
19,850	19,900	2,556	2,131	2,556
19,900	19,950	2,564	2,139	2,564
19,950	20,000	2,571	2,146	2,571

If Form 1040NR, line 41, is—		And you are—		
At least	But less than	Single	Qualifying widow(er)	Married filing separately
		Your tax is—		
<b>20,000</b>				
20,000	20,050	2,579	2,154	2,579
20,050	20,100	2,586	2,161	2,586
20,100	20,150	2,594	2,169	2,594
20,150	20,200	2,601	2,176	2,601
20,200	20,250	2,609	2,184	2,609
20,250	20,300	2,616	2,191	2,616
20,300	20,350	2,624	2,199	2,624
20,350	20,400	2,631	2,206	2,631
20,400	20,450	2,639	2,214	2,639
20,450	20,500	2,646	2,221	2,646
20,500	20,550	2,654	2,229	2,654
20,550	20,600	2,661	2,236	2,661
20,600	20,650	2,669	2,244	2,669
20,650	20,700	2,676	2,251	2,676
20,700	20,750	2,684	2,259	2,684
20,750	20,800	2,691	2,266	2,691
20,800	20,850	2,699	2,274	2,699
20,850	20,900	2,706	2,281	2,706
20,900	20,950	2,714	2,289	2,714
20,950	21,000	2,721	2,296	2,721
<b>21,000</b>				
21,000	21,050	2,729	2,304	2,729
21,050	21,100	2,736	2,311	2,736
21,100	21,150	2,744	2,319	2,744
21,150	21,200	2,751	2,326	2,751
21,200	21,250	2,759	2,334	2,759
21,250	21,300	2,766	2,341	2,766
21,300	21,350	2,774	2,349	2,774
21,350	21,400	2,781	2,356	2,781
21,400	21,450	2,789	2,364	2,789
21,450	21,500	2,796	2,371	2,796
21,500	21,550	2,804	2,379	2,804
21,550	21,600	2,811	2,386	2,811
21,600	21,650	2,819	2,394	2,819
21,650	21,700	2,826	2,401	2,826
21,700	21,750	2,834	2,409	2,834
21,750	21,800	2,841	2,416	2,841
21,800	21,850	2,849	2,424	2,849
21,850	21,900	2,856	2,431	2,856
21,900	21,950	2,864	2,439	2,864
21,950	22,000	2,871	2,446	2,871
<b>22,000</b>				
22,000	22,050	2,879	2,454	2,879
22,050	22,100	2,886	2,461	2,886
22,100	22,150	2,894	2,469	2,894
22,150	22,200	2,901	2,476	2,901
22,200	22,250	2,909	2,484	2,909
22,250	22,300	2,916	2,491	2,916
22,300	22,350	2,924	2,499	2,924
22,350	22,400	2,931	2,506	2,931
22,400	22,450	2,939	2,514	2,939
22,450	22,500	2,946	2,521	2,946
22,500	22,550	2,954	2,529	2,954
22,550	22,600	2,961	2,536	2,961
22,600	22,650	2,969	2,544	2,969
22,650	22,700	2,976	2,551	2,976
22,700	22,750	2,984	2,559	2,984
22,750	22,800	2,991	2,566	2,991
22,800	22,850	2,999	2,574	2,999
22,850	22,900	3,006	2,581	3,006
22,900	22,950	3,014	2,589	3,014
22,950	23,000	3,021	2,596	3,021

(Continued)

2011 Tax Table—Continued

If Form 1040NR, line 41, is—		And you are—		
At least	But less than	Single	Qualifying widow(er)	Married filing separately
		Your tax is—		
<b>23,000</b>				
23,000	23,050	3,029	2,604	3,029
23,050	23,100	3,036	2,611	3,036
23,100	23,150	3,044	2,619	3,044
23,150	23,200	3,051	2,626	3,051
23,200	23,250	3,059	2,634	3,059
23,250	23,300	3,066	2,641	3,066
23,300	23,350	3,074	2,649	3,074
23,350	23,400	3,081	2,656	3,081
23,400	23,450	3,089	2,664	3,089
23,450	23,500	3,096	2,671	3,096
23,500	23,550	3,104	2,679	3,104
23,550	23,600	3,111	2,686	3,111
23,600	23,650	3,119	2,694	3,119
23,650	23,700	3,126	2,701	3,126
23,700	23,750	3,134	2,709	3,134
23,750	23,800	3,141	2,716	3,141
23,800	23,850	3,149	2,724	3,149
23,850	23,900	3,156	2,731	3,156
23,900	23,950	3,164	2,739	3,164
23,950	24,000	3,171	2,746	3,171
<b>24,000</b>				
24,000	24,050	3,179	2,754	3,179
24,050	24,100	3,186	2,761	3,186
24,100	24,150	3,194	2,769	3,194
24,150	24,200	3,201	2,776	3,201
24,200	24,250	3,209	2,784	3,209
24,250	24,300	3,216	2,791	3,216
24,300	24,350	3,224	2,799	3,224
24,350	24,400	3,231	2,806	3,231
24,400	24,450	3,239	2,814	3,239
24,450	24,500	3,246	2,821	3,246
24,500	24,550	3,254	2,829	3,254
24,550	24,600	3,261	2,836	3,261
24,600	24,650	3,269	2,844	3,269
24,650	24,700	3,276	2,851	3,276
24,700	24,750	3,284	2,859	3,284
24,750	24,800	3,291	2,866	3,291
24,800	24,850	3,299	2,874	3,299
24,850	24,900	3,306	2,881	3,306
24,900	24,950	3,314	2,889	3,314
24,950	25,000	3,321	2,896	3,321
<b>25,000</b>				
25,000	25,050	3,329	2,904	3,329
25,050	25,100	3,336	2,911	3,336
25,100	25,150	3,344	2,919	3,344
25,150	25,200	3,351	2,926	3,351
25,200	25,250	3,359	2,934	3,359
25,250	25,300	3,366	2,941	3,366
25,300	25,350	3,374	2,949	3,374
25,350	25,400	3,381	2,956	3,381
25,400	25,450	3,389	2,964	3,389
25,450	25,500	3,396	2,971	3,396
25,500	25,550	3,404	2,979	3,404
25,550	25,600	3,411	2,986	3,411
25,600	25,650	3,419	2,994	3,419
25,650	25,700	3,426	3,001	3,426
25,700	25,750	3,434	3,009	3,434
25,750	25,800	3,441	3,016	3,441
25,800	25,850	3,449	3,024	3,449
25,850	25,900	3,456	3,031	3,456
25,900	25,950	3,464	3,039	3,464
25,950	26,000	3,471	3,046	3,471

If Form 1040NR, line 41, is—		And you are—		
At least	But less than	Single	Qualifying widow(er)	Married filing separately
		Your tax is—		
<b>26,000</b>				
26,000	26,050	3,479	3,054	3,479
26,050	26,100	3,486	3,061	3,486
26,100	26,150	3,494	3,069	3,494
26,150	26,200	3,501	3,076	3,501
26,200	26,250	3,509	3,084	3,509
26,250	26,300	3,516	3,091	3,516
26,300	26,350	3,524	3,099	3,524
26,350	26,400	3,531	3,106	3,531
26,400	26,450	3,539	3,114	3,539
26,450	26,500	3,546	3,121	3,546
26,500	26,550	3,554	3,129	3,554
26,550	26,600	3,561	3,136	3,561
26,600	26,650	3,569	3,144	3,569
26,650	26,700	3,576	3,151	3,576
26,700	26,750	3,584	3,159	3,584
26,750	26,800	3,591	3,166	3,591
26,800	26,850	3,599	3,174	3,599
26,850	26,900	3,606	3,181	3,606
26,900	26,950	3,614	3,189	3,614
26,950	27,000	3,621	3,196	3,621
<b>27,000</b>				
27,000	27,050	3,629	3,204	3,629
27,050	27,100	3,636	3,211	3,636
27,100	27,150	3,644	3,219	3,644
27,150	27,200	3,651	3,226	3,651
27,200	27,250	3,659	3,234	3,659
27,250	27,300	3,666	3,241	3,666
27,300	27,350	3,674	3,249	3,674
27,350	27,400	3,681	3,256	3,681
27,400	27,450	3,689	3,264	3,689
27,450	27,500	3,696	3,271	3,696
27,500	27,550	3,704	3,279	3,704
27,550	27,600	3,711	3,286	3,711
27,600	27,650	3,719	3,294	3,719
27,650	27,700	3,726	3,301	3,726
27,700	27,750	3,734	3,309	3,734
27,750	27,800	3,741	3,316	3,741
27,800	27,850	3,749	3,324	3,749
27,850	27,900	3,756	3,331	3,756
27,900	27,950	3,764	3,339	3,764
27,950	28,000	3,771	3,346	3,771
<b>28,000</b>				
28,000	28,050	3,779	3,354	3,779
28,050	28,100	3,786	3,361	3,786
28,100	28,150	3,794	3,369	3,794
28,150	28,200	3,801	3,376	3,801
28,200	28,250	3,809	3,384	3,809
28,250	28,300	3,816	3,391	3,816
28,300	28,350	3,824	3,399	3,824
28,350	28,400	3,831	3,406	3,831
28,400	28,450	3,839	3,414	3,839
28,450	28,500	3,846	3,421	3,846
28,500	28,550	3,854	3,429	3,854
28,550	28,600	3,861	3,436	3,861
28,600	28,650	3,869	3,444	3,869
28,650	28,700	3,876	3,451	3,876
28,700	28,750	3,884	3,459	3,884
28,750	28,800	3,891	3,466	3,891
28,800	28,850	3,899	3,474	3,899
28,850	28,900	3,906	3,481	3,906
28,900	28,950	3,914	3,489	3,914
28,950	29,000	3,921	3,496	3,921
<b>29,000</b>				
29,000	29,050	3,929	3,504	3,929
29,050	29,100	3,936	3,511	3,936
29,100	29,150	3,944	3,519	3,944
29,150	29,200	3,951	3,526	3,951
29,200	29,250	3,959	3,534	3,959
29,250	29,300	3,966	3,541	3,966
29,300	29,350	3,974	3,549	3,974
29,350	29,400	3,981	3,556	3,981
29,400	29,450	3,989	3,564	3,989
29,450	29,500	3,996	3,571	3,996
29,500	29,550	4,004	3,579	4,004
29,550	29,600	4,011	3,586	4,011
29,600	29,650	4,019	3,594	4,019
29,650	29,700	4,026	3,601	4,026
29,700	29,750	4,034	3,609	4,034
29,750	29,800	4,041	3,616	4,041
29,800	29,850	4,049	3,624	4,049
29,850	29,900	4,056	3,631	4,056
29,900	29,950	4,064	3,639	4,064
29,950	30,000	4,071	3,646	4,071
<b>30,000</b>				
30,000	30,050	4,079	3,654	4,079
30,050	30,100	4,086	3,661	4,086
30,100	30,150	4,094	3,669	4,094
30,150	30,200	4,101	3,676	4,101
30,200	30,250	4,109	3,684	4,109
30,250	30,300	4,116	3,691	4,116
30,300	30,350	4,124	3,699	4,124
30,350	30,400	4,131	3,706	4,131
30,400	30,450	4,139	3,714	4,139
30,450	30,500	4,146	3,721	4,146
30,500	30,550	4,154	3,729	4,154
30,550	30,600	4,161	3,736	4,161
30,600	30,650	4,169	3,744	4,169
30,650	30,700	4,176	3,751	4,176
30,700	30,750	4,184	3,759	4,184
30,750	30,800	4,191	3,766	4,191
30,800	30,850	4,199	3,774	4,199
30,850	30,900	4,206	3,781	4,206
30,900	30,950	4,214	3,789	4,214
30,950	31,000	4,221	3,796	4,221
<b>31,000</b>				
31,000	31,050	4,229	3,804	4,229
31,050	31,100	4,236	3,811	4,236
31,100	31,150	4,244	3,819	4,244
31,150	31,200	4,251	3,826	4,251
31,200	31,250	4,259	3,834	4,259
31,250	31,300	4,266	3,841	4,266
31,300	31,350	4,274	3,849	4,274
31,350	31,400	4,281	3,856	4,281
31,400	31,450	4,289	3,864	4,289
31,450	31,500	4,296	3,871	4,296
31,500	31,550	4,304	3,879	4,304
31,550	31,600	4,311	3,886	4,311
31,600	31,650	4,319	3,894	4,319
31,650	31,700	4,326	3,901	4,326
31,700	31,750	4,334	3,909	4,334
31,750	31,800	4,341	3,916	4,341
31,800	31,850	4,349	3,924	4,349
31,850	31,900	4,356	3,931	4,356
31,900	31,950	4,364	3,939	4,364
31,950	32,000	4,371	3,946	4,371

(Continued)

2011 Tax Table—Continued

If Form 1040NR, line 41, is—		And you are—		
At least	But less than	Single	Qualifying widow(er)	Married filing separately
		Your tax is—		
<b>32,000</b>				
32,000	32,050	4,379	3,954	4,379
32,050	32,100	4,386	3,961	4,386
32,100	32,150	4,394	3,969	4,394
32,150	32,200	4,401	3,976	4,401
32,200	32,250	4,409	3,984	4,409
32,250	32,300	4,416	3,991	4,416
32,300	32,350	4,424	3,999	4,424
32,350	32,400	4,431	4,006	4,431
32,400	32,450	4,439	4,014	4,439
32,450	32,500	4,446	4,021	4,446
32,500	32,550	4,454	4,029	4,454
32,550	32,600	4,461	4,036	4,461
32,600	32,650	4,469	4,044	4,469
32,650	32,700	4,476	4,051	4,476
32,700	32,750	4,484	4,059	4,484
32,750	32,800	4,491	4,066	4,491
32,800	32,850	4,499	4,074	4,499
32,850	32,900	4,506	4,081	4,506
32,900	32,950	4,514	4,089	4,514
32,950	33,000	4,521	4,096	4,521
<b>33,000</b>				
33,000	33,050	4,529	4,104	4,529
33,050	33,100	4,536	4,111	4,536
33,100	33,150	4,544	4,119	4,544
33,150	33,200	4,551	4,126	4,551
33,200	33,250	4,559	4,134	4,559
33,250	33,300	4,566	4,141	4,566
33,300	33,350	4,574	4,149	4,574
33,350	33,400	4,581	4,156	4,581
33,400	33,450	4,589	4,164	4,589
33,450	33,500	4,596	4,171	4,596
33,500	33,550	4,604	4,179	4,604
33,550	33,600	4,611	4,186	4,611
33,600	33,650	4,619	4,194	4,619
33,650	33,700	4,626	4,201	4,626
33,700	33,750	4,634	4,209	4,634
33,750	33,800	4,641	4,216	4,641
33,800	33,850	4,649	4,224	4,649
33,850	33,900	4,656	4,231	4,656
33,900	33,950	4,664	4,239	4,664
33,950	34,000	4,671	4,246	4,671
<b>34,000</b>				
34,000	34,050	4,679	4,254	4,679
34,050	34,100	4,686	4,261	4,686
34,100	34,150	4,694	4,269	4,694
34,150	34,200	4,701	4,276	4,701
34,200	34,250	4,709	4,284	4,709
34,250	34,300	4,716	4,291	4,716
34,300	34,350	4,724	4,299	4,724
34,350	34,400	4,731	4,306	4,731
34,400	34,450	4,739	4,314	4,739
34,450	34,500	4,746	4,321	4,746
34,500	34,550	4,756	4,329	4,756
34,550	34,600	4,769	4,336	4,769
34,600	34,650	4,781	4,344	4,781
34,650	34,700	4,794	4,351	4,794
34,700	34,750	4,806	4,359	4,806
34,750	34,800	4,819	4,366	4,819
34,800	34,850	4,831	4,374	4,831
34,850	34,900	4,844	4,381	4,844
34,900	34,950	4,856	4,389	4,856
34,950	35,000	4,869	4,396	4,869

If Form 1040NR, line 41, is—		And you are—		
At least	But less than	Single	Qualifying widow(er)	Married filing separately
		Your tax is—		
<b>35,000</b>				
35,000	35,050	4,881	4,404	4,881
35,050	35,100	4,894	4,411	4,894
35,100	35,150	4,906	4,419	4,906
35,150	35,200	4,919	4,426	4,919
35,200	35,250	4,931	4,434	4,931
35,250	35,300	4,944	4,441	4,944
35,300	35,350	4,956	4,449	4,956
35,350	35,400	4,969	4,456	4,969
35,400	35,450	4,981	4,464	4,981
35,450	35,500	4,994	4,471	4,994
35,500	35,550	5,006	4,479	5,006
35,550	35,600	5,019	4,486	5,019
35,600	35,650	5,031	4,494	5,031
35,650	35,700	5,044	4,501	5,044
35,700	35,750	5,056	4,509	5,056
35,750	35,800	5,069	4,516	5,069
35,800	35,850	5,081	4,524	5,081
35,850	35,900	5,094	4,531	5,094
35,900	35,950	5,106	4,539	5,106
35,950	36,000	5,119	4,546	5,119
<b>36,000</b>				
36,000	36,050	5,131	4,554	5,131
36,050	36,100	5,144	4,561	5,144
36,100	36,150	5,156	4,569	5,156
36,150	36,200	5,169	4,576	5,169
36,200	36,250	5,181	4,584	5,181
36,250	36,300	5,194	4,591	5,194
36,300	36,350	5,206	4,599	5,206
36,350	36,400	5,219	4,606	5,219
36,400	36,450	5,231	4,614	5,231
36,450	36,500	5,244	4,621	5,244
36,500	36,550	5,256	4,629	5,256
36,550	36,600	5,269	4,636	5,269
36,600	36,650	5,281	4,644	5,281
36,650	36,700	5,294	4,651	5,294
36,700	36,750	5,306	4,659	5,306
36,750	36,800	5,319	4,666	5,319
36,800	36,850	5,331	4,674	5,331
36,850	36,900	5,344	4,681	5,344
36,900	36,950	5,356	4,689	5,356
36,950	37,000	5,369	4,696	5,369
<b>37,000</b>				
37,000	37,050	5,381	4,704	5,381
37,050	37,100	5,394	4,711	5,394
37,100	37,150	5,406	4,719	5,406
37,150	37,200	5,419	4,726	5,419
37,200	37,250	5,431	4,734	5,431
37,250	37,300	5,444	4,741	5,444
37,300	37,350	5,456	4,749	5,456
37,350	37,400	5,469	4,756	5,469
37,400	37,450	5,481	4,764	5,481
37,450	37,500	5,494	4,771	5,494
37,500	37,550	5,506	4,779	5,506
37,550	37,600	5,519	4,786	5,519
37,600	37,650	5,531	4,794	5,531
37,650	37,700	5,544	4,801	5,544
37,700	37,750	5,556	4,809	5,556
37,750	37,800	5,569	4,816	5,569
37,800	37,850	5,581	4,824	5,581
37,850	37,900	5,594	4,831	5,594
37,900	37,950	5,606	4,839	5,606
37,950	38,000	5,619	4,846	5,619

If Form 1040NR, line 41, is—		And you are—		
At least	But less than	Single	Qualifying widow(er)	Married filing separately
		Your tax is—		
<b>38,000</b>				
38,000	38,050	5,631	4,854	5,631
38,050	38,100	5,644	4,861	5,644
38,100	38,150	5,656	4,869	5,656
38,150	38,200	5,669	4,876	5,669
38,200	38,250	5,681	4,884	5,681
38,250	38,300	5,694	4,891	5,694
38,300	38,350	5,706	4,899	5,706
38,350	38,400	5,719	4,906	5,719
38,400	38,450	5,731	4,914	5,731
38,450	38,500	5,744	4,921	5,744
38,500	38,550	5,756	4,929	5,756
38,550	38,600	5,769	4,936	5,769
38,600	38,650	5,781	4,944	5,781
38,650	38,700	5,794	4,951	5,794
38,700	38,750	5,806	4,959	5,806
38,750	38,800	5,819	4,966	5,819
38,800	38,850	5,831	4,974	5,831
38,850	38,900	5,844	4,981	5,844
38,900	38,950	5,856	4,989	5,856
38,950	39,000	5,869	4,996	5,869
<b>39,000</b>				
39,000	39,050	5,881	5,004	5,881
39,050	39,100	5,894	5,011	5,894
39,100	39,150	5,906	5,019	5,906
39,150	39,200	5,919	5,026	5,919
39,200	39,250	5,931	5,034	5,931
39,250	39,300	5,944	5,041	5,944
39,300	39,350	5,956	5,049	5,956
39,350	39,400	5,969	5,056	5,969
39,400	39,450	5,981	5,064	5,981
39,450	39,500	5,994	5,071	5,994
39,500	39,550	6,006	5,079	6,006
39,550	39,600	6,019	5,086	6,019
39,600	39,650	6,031	5,094	6,031
39,650	39,700	6,044	5,101	6,044
39,700	39,750	6,056	5,109	6,056
39,750	39,800	6,069	5,116	6,069
39,800	39,850	6,081	5,124	6,081
39,850	39,900	6,094	5,131	6,094
39,900	39,950	6,106	5,139	6,106
39,950	40,000	6,119	5,146	6,119
<b>40,000</b>				
40,000	40,050	6,131	5,154	6,131
40,050	40,100	6,144	5,161	6,144
40,100	40,150	6,156	5,169	6,156
40,150	40,200	6,169	5,176	6,169
40,200	40,250	6,181	5,184	6,181
40,250	40,300	6,194	5,191	6,194
40,300	40,350	6,206	5,199	6,206
40,350	40,400	6,219	5,206	6,219
40,400	40,450	6,231	5,214	6,231
40,450	40,500	6,244	5,221	6,244
40,500	40,550	6,256	5,229	6,256
40,550	40,600	6,269	5,236	6,269
40,600	40,650	6,281	5,244	6,281
40,650	40,700	6,294	5,251	6,294
40,700	40,750	6,306	5,259	6,306
40,750	40,800	6,319	5,266	6,319
40,800	40,850	6,331	5,274	6,331
40,850	40,900	6,344	5,281	6,344
40,900	40,950	6,356	5,289	6,356
40,950	41,000	6,369	5,296	6,369

(Continued)

2011 Tax Table—Continued

If Form 1040NR, line 41, is—		And you are—		
At least	But less than	Single	Qualifying widow(er)	Married filing separately
		Your tax is—		
<b>41,000</b>				
41,000	41,050	6,381	5,304	6,381
41,050	41,100	6,394	5,311	6,394
41,100	41,150	6,406	5,319	6,406
41,150	41,200	6,419	5,326	6,419
41,200	41,250	6,431	5,334	6,431
41,250	41,300	6,444	5,341	6,444
41,300	41,350	6,456	5,349	6,456
41,350	41,400	6,469	5,356	6,469
41,400	41,450	6,481	5,364	6,481
41,450	41,500	6,494	5,371	6,494
41,500	41,550	6,506	5,379	6,506
41,550	41,600	6,519	5,386	6,519
41,600	41,650	6,531	5,394	6,531
41,650	41,700	6,544	5,401	6,544
41,700	41,750	6,556	5,409	6,556
41,750	41,800	6,569	5,416	6,569
41,800	41,850	6,581	5,424	6,581
41,850	41,900	6,594	5,431	6,594
41,900	41,950	6,606	5,439	6,606
41,950	42,000	6,619	5,446	6,619
<b>42,000</b>				
42,000	42,050	6,631	5,454	6,631
42,050	42,100	6,644	5,461	6,644
42,100	42,150	6,656	5,469	6,656
42,150	42,200	6,669	5,476	6,669
42,200	42,250	6,681	5,484	6,681
42,250	42,300	6,694	5,491	6,694
42,300	42,350	6,706	5,499	6,706
42,350	42,400	6,719	5,506	6,719
42,400	42,450	6,731	5,514	6,731
42,450	42,500	6,744	5,521	6,744
42,500	42,550	6,756	5,529	6,756
42,550	42,600	6,769	5,536	6,769
42,600	42,650	6,781	5,544	6,781
42,650	42,700	6,794	5,551	6,794
42,700	42,750	6,806	5,559	6,806
42,750	42,800	6,819	5,566	6,819
42,800	42,850	6,831	5,574	6,831
42,850	42,900	6,844	5,581	6,844
42,900	42,950	6,856	5,589	6,856
42,950	43,000	6,869	5,596	6,869
<b>43,000</b>				
43,000	43,050	6,881	5,604	6,881
43,050	43,100	6,894	5,611	6,894
43,100	43,150	6,906	5,619	6,906
43,150	43,200	6,919	5,626	6,919
43,200	43,250	6,931	5,634	6,931
43,250	43,300	6,944	5,641	6,944
43,300	43,350	6,956	5,649	6,956
43,350	43,400	6,969	5,656	6,969
43,400	43,450	6,981	5,664	6,981
43,450	43,500	6,994	5,671	6,994
43,500	43,550	7,006	5,679	7,006
43,550	43,600	7,019	5,686	7,019
43,600	43,650	7,031	5,694	7,031
43,650	43,700	7,044	5,701	7,044
43,700	43,750	7,056	5,709	7,056
43,750	43,800	7,069	5,716	7,069
43,800	43,850	7,081	5,724	7,081
43,850	43,900	7,094	5,731	7,094
43,900	43,950	7,106	5,739	7,106
43,950	44,000	7,119	5,746	7,119

If Form 1040NR, line 41, is—		And you are—		
At least	But less than	Single	Qualifying widow(er)	Married filing separately
		Your tax is—		
<b>44,000</b>				
44,000	44,050	7,131	5,754	7,131
44,050	44,100	7,144	5,761	7,144
44,100	44,150	7,156	5,769	7,156
44,150	44,200	7,169	5,776	7,169
44,200	44,250	7,181	5,784	7,181
44,250	44,300	7,194	5,791	7,194
44,300	44,350	7,206	5,799	7,206
44,350	44,400	7,219	5,806	7,219
44,400	44,450	7,231	5,814	7,231
44,450	44,500	7,244	5,821	7,244
44,500	44,550	7,256	5,829	7,256
44,550	44,600	7,269	5,836	7,269
44,600	44,650	7,281	5,844	7,281
44,650	44,700	7,294	5,851	7,294
44,700	44,750	7,306	5,859	7,306
44,750	44,800	7,319	5,866	7,319
44,800	44,850	7,331	5,874	7,331
44,850	44,900	7,344	5,881	7,344
44,900	44,950	7,356	5,889	7,356
44,950	45,000	7,369	5,896	7,369
<b>45,000</b>				
45,000	45,050	7,381	5,904	7,381
45,050	45,100	7,394	5,911	7,394
45,100	45,150	7,406	5,919	7,406
45,150	45,200	7,419	5,926	7,419
45,200	45,250	7,431	5,934	7,431
45,250	45,300	7,444	5,941	7,444
45,300	45,350	7,456	5,949	7,456
45,350	45,400	7,469	5,956	7,469
45,400	45,450	7,481	5,964	7,481
45,450	45,500	7,494	5,971	7,494
45,500	45,550	7,506	5,979	7,506
45,550	45,600	7,519	5,986	7,519
45,600	45,650	7,531	5,994	7,531
45,650	45,700	7,544	6,001	7,544
45,700	45,750	7,556	6,009	7,556
45,750	45,800	7,569	6,016	7,569
45,800	45,850	7,581	6,024	7,581
45,850	45,900	7,594	6,031	7,594
45,900	45,950	7,606	6,039	7,606
45,950	46,000	7,619	6,046	7,619
<b>46,000</b>				
46,000	46,050	7,631	6,054	7,631
46,050	46,100	7,644	6,061	7,644
46,100	46,150	7,656	6,069	7,656
46,150	46,200	7,669	6,076	7,669
46,200	46,250	7,681	6,084	7,681
46,250	46,300	7,694	6,091	7,694
46,300	46,350	7,706	6,099	7,706
46,350	46,400	7,719	6,106	7,719
46,400	46,450	7,731	6,114	7,731
46,450	46,500	7,744	6,121	7,744
46,500	46,550	7,756	6,129	7,756
46,550	46,600	7,769	6,136	7,769
46,600	46,650	7,781	6,144	7,781
46,650	46,700	7,794	6,151	7,794
46,700	46,750	7,806	6,159	7,806
46,750	46,800	7,819	6,166	7,819
46,800	46,850	7,831	6,174	7,831
46,850	46,900	7,844	6,181	7,844
46,900	46,950	7,856	6,189	7,856
46,950	47,000	7,869	6,196	7,869

If Form 1040NR, line 41, is—		And you are—		
At least	But less than	Single	Qualifying widow(er)	Married filing separately
		Your tax is—		
<b>47,000</b>				
47,000	47,050	7,881	6,204	7,881
47,050	47,100	7,894	6,211	7,894
47,100	47,150	7,906	6,219	7,906
47,150	47,200	7,919	6,226	7,919
47,200	47,250	7,931	6,234	7,931
47,250	47,300	7,944	6,241	7,944
47,300	47,350	7,956	6,249	7,956
47,350	47,400	7,969	6,256	7,969
47,400	47,450	7,981	6,264	7,981
47,450	47,500	7,994	6,271	7,994
47,500	47,550	8,006	6,279	8,006
47,550	47,600	8,019	6,286	8,019
47,600	47,650	8,031	6,294	8,031
47,650	47,700	8,044	6,301	8,044
47,700	47,750	8,056	6,309	8,056
47,750	47,800	8,069	6,316	8,069
47,800	47,850	8,081	6,324	8,081
47,850	47,900	8,094	6,331	8,094
47,900	47,950	8,106	6,339	8,106
47,950	48,000	8,119	6,346	8,119
<b>48,000</b>				
48,000	48,050	8,131	6,354	8,131
48,050	48,100	8,144	6,361	8,144
48,100	48,150	8,156	6,369	8,156
48,150	48,200	8,169	6,376	8,169
48,200	48,250	8,181	6,384	8,181
48,250	48,300	8,194	6,391	8,194
48,300	48,350	8,206	6,399	8,206
48,350	48,400	8,219	6,406	8,219
48,400	48,450	8,231	6,414	8,231
48,450	48,500	8,244	6,421	8,244
48,500	48,550	8,256	6,429	8,256
48,550	48,600	8,269	6,436	8,269
48,600	48,650	8,281	6,444	8,281
48,650	48,700	8,294	6,451	8,294
48,700	48,750	8,306	6,459	8,306
48,750	48,800	8,319	6,466	8,319
48,800	48,850	8,331	6,474	8,331
48,850	48,900	8,344	6,481	8,344
48,900	48,950	8,356	6,489	8,356
48,950	49,000	8,369	6,496	8,369
<b>49,000</b>				
49,000	49,050	8,381	6,504	8,381
49,050	49,100	8,394	6,511	8,394
49,100	49,150	8,406	6,519	8,406
49,150	49,200	8,419	6,526	8,419
49,200	49,250	8,431	6,534	8,431
49,250	49,300	8,444	6,541	8,444
49,300	49,350	8,456	6,549	8,456
49,350	49,400	8,469	6,556	8,469
49,400	49,450	8,481	6,564	8,481
49,450	49,500	8,494	6,571	8,494
49,500	49,550	8,506	6,579	8,506
49,550	49,600	8,519	6,586	8,519
49,600	49,650	8,531	6,594	8,531
49,650	49,700	8,544	6,601	8,544
49,700	49,750	8,556	6,609	8,556
49,750	49,800	8,569	6,616	8,569
49,800	49,850	8,581	6,624	8,581
49,850	49,900	8,594	6,631	8,594
49,900	49,950	8,606	6,639	8,606
49,950	50,000	8,619	6,646	8,619

(Continued)

2011 Tax Table—Continued

If Form 1040NR, line 41, is—		And you are—		
		Single	Qualifying widow(er)	Married filing separately
At least	But less than	Your tax is—		
<b>50,000</b>				
50,000	50,050	8,631	6,654	8,631
50,050	50,100	8,644	6,661	8,644
50,100	50,150	8,656	6,669	8,656
50,150	50,200	8,669	6,676	8,669
50,200	50,250	8,681	6,684	8,681
50,250	50,300	8,694	6,691	8,694
50,300	50,350	8,706	6,699	8,706
50,350	50,400	8,719	6,706	8,719
50,400	50,450	8,731	6,714	8,731
50,450	50,500	8,744	6,721	8,744
50,500	50,550	8,756	6,729	8,756
50,550	50,600	8,769	6,736	8,769
50,600	50,650	8,781	6,744	8,781
50,650	50,700	8,794	6,751	8,794
50,700	50,750	8,806	6,759	8,806
50,750	50,800	8,819	6,766	8,819
50,800	50,850	8,831	6,774	8,831
50,850	50,900	8,844	6,781	8,844
50,900	50,950	8,856	6,789	8,856
50,950	51,000	8,869	6,796	8,869
<b>51,000</b>				
51,000	51,050	8,881	6,804	8,881
51,050	51,100	8,894	6,811	8,894
51,100	51,150	8,906	6,819	8,906
51,150	51,200	8,919	6,826	8,919
51,200	51,250	8,931	6,834	8,931
51,250	51,300	8,944	6,841	8,944
51,300	51,350	8,956	6,849	8,956
51,350	51,400	8,969	6,856	8,969
51,400	51,450	8,981	6,864	8,981
51,450	51,500	8,994	6,871	8,994
51,500	51,550	9,006	6,879	9,006
51,550	51,600	9,019	6,886	9,019
51,600	51,650	9,031	6,894	9,031
51,650	51,700	9,044	6,901	9,044
51,700	51,750	9,056	6,909	9,056
51,750	51,800	9,069	6,916	9,069
51,800	51,850	9,081	6,924	9,081
51,850	51,900	9,094	6,931	9,094
51,900	51,950	9,106	6,939	9,106
51,950	52,000	9,119	6,946	9,119
<b>52,000</b>				
52,000	52,050	9,131	6,954	9,131
52,050	52,100	9,144	6,961	9,144
52,100	52,150	9,156	6,969	9,156
52,150	52,200	9,169	6,976	9,169
52,200	52,250	9,181	6,984	9,181
52,250	52,300	9,194	6,991	9,194
52,300	52,350	9,206	6,999	9,206
52,350	52,400	9,219	7,006	9,219
52,400	52,450	9,231	7,014	9,231
52,450	52,500	9,244	7,021	9,244
52,500	52,550	9,256	7,029	9,256
52,550	52,600	9,269	7,036	9,269
52,600	52,650	9,281	7,044	9,281
52,650	52,700	9,294	7,051	9,294
52,700	52,750	9,306	7,059	9,306
52,750	52,800	9,319	7,066	9,319
52,800	52,850	9,331	7,074	9,331
52,850	52,900	9,344	7,081	9,344
52,900	52,950	9,356	7,089	9,356
52,950	53,000	9,369	7,096	9,369

If Form 1040NR, line 41, is—		And you are—		
		Single	Qualifying widow(er)	Married filing separately
At least	But less than	Your tax is—		
<b>53,000</b>				
53,000	53,050	9,381	7,104	9,381
53,050	53,100	9,394	7,111	9,394
53,100	53,150	9,406	7,119	9,406
53,150	53,200	9,419	7,126	9,419
53,200	53,250	9,431	7,134	9,431
53,250	53,300	9,444	7,141	9,444
53,300	53,350	9,456	7,149	9,456
53,350	53,400	9,469	7,156	9,469
53,400	53,450	9,481	7,164	9,481
53,450	53,500	9,494	7,171	9,494
53,500	53,550	9,506	7,179	9,506
53,550	53,600	9,519	7,186	9,519
53,600	53,650	9,531	7,194	9,531
53,650	53,700	9,544	7,201	9,544
53,700	53,750	9,556	7,209	9,556
53,750	53,800	9,569	7,216	9,569
53,800	53,850	9,581	7,224	9,581
53,850	53,900	9,594	7,231	9,594
53,900	53,950	9,606	7,239	9,606
53,950	54,000	9,619	7,246	9,619
<b>54,000</b>				
54,000	54,050	9,631	7,254	9,631
54,050	54,100	9,644	7,261	9,644
54,100	54,150	9,656	7,269	9,656
54,150	54,200	9,669	7,276	9,669
54,200	54,250	9,681	7,284	9,681
54,250	54,300	9,694	7,291	9,694
54,300	54,350	9,706	7,299	9,706
54,350	54,400	9,719	7,306	9,719
54,400	54,450	9,731	7,314	9,731
54,450	54,500	9,744	7,321	9,744
54,500	54,550	9,756	7,329	9,756
54,550	54,600	9,769	7,336	9,769
54,600	54,650	9,781	7,344	9,781
54,650	54,700	9,794	7,351	9,794
54,700	54,750	9,806	7,359	9,806
54,750	54,800	9,819	7,366	9,819
54,800	54,850	9,831	7,374	9,831
54,850	54,900	9,844	7,381	9,844
54,900	54,950	9,856	7,389	9,856
54,950	55,000	9,869	7,396	9,869
<b>55,000</b>				
55,000	55,050	9,881	7,404	9,881
55,050	55,100	9,894	7,411	9,894
55,100	55,150	9,906	7,419	9,906
55,150	55,200	9,919	7,426	9,919
55,200	55,250	9,931	7,434	9,931
55,250	55,300	9,944	7,441	9,944
55,300	55,350	9,956	7,449	9,956
55,350	55,400	9,969	7,456	9,969
55,400	55,450	9,981	7,464	9,981
55,450	55,500	9,994	7,471	9,994
55,500	55,550	10,006	7,479	10,006
55,550	55,600	10,019	7,486	10,019
55,600	55,650	10,031	7,494	10,031
55,650	55,700	10,044	7,501	10,044
55,700	55,750	10,056	7,509	10,056
55,750	55,800	10,069	7,516	10,069
55,800	55,850	10,081	7,524	10,081
55,850	55,900	10,094	7,531	10,094
55,900	55,950	10,106	7,539	10,106
55,950	56,000	10,119	7,546	10,119

If Form 1040NR, line 41, is—		And you are—		
		Single	Qualifying widow(er)	Married filing separately
At least	But less than	Your tax is—		
<b>56,000</b>				
56,000	56,050	10,131	7,554	10,131
56,050	56,100	10,144	7,561	10,144
56,100	56,150	10,156	7,569	10,156
56,150	56,200	10,169	7,576	10,169
56,200	56,250	10,181	7,584	10,181
56,250	56,300	10,194	7,591	10,194
56,300	56,350	10,206	7,599	10,206
56,350	56,400	10,219	7,606	10,219
56,400	56,450	10,231	7,614	10,231
56,450	56,500	10,244	7,621	10,244
56,500	56,550	10,256	7,629	10,256
56,550	56,600	10,269	7,636	10,269
56,600	56,650	10,281	7,644	10,281
56,650	56,700	10,294	7,651	10,294
56,700	56,750	10,306	7,659	10,306
56,750	56,800	10,319	7,666	10,319
56,800	56,850	10,331	7,674	10,331
56,850	56,900	10,344	7,681	10,344
56,900	56,950	10,356	7,689	10,356
56,950	57,000	10,369	7,696	10,369
<b>57,000</b>				
57,000	57,050	10,381	7,704	10,381
57,050	57,100	10,394	7,711	10,394
57,100	57,150	10,406	7,719	10,406
57,150	57,200	10,419	7,726	10,419
57,200	57,250	10,431	7,734	10,431
57,250	57,300	10,444	7,741	10,444
57,300	57,350	10,456	7,749	10,456
57,350	57,400	10,469	7,756	10,469
57,400	57,450	10,481	7,764	10,481
57,450	57,500	10,494	7,771	10,494
57,500	57,550	10,506	7,779	10,506
57,550	57,600	10,519	7,786	10,519
57,600	57,650	10,531	7,794	10,531
57,650	57,700	10,544	7,801	10,544
57,700	57,750	10,556	7,809	10,556
57,750	57,800	10,569	7,816	10,569
57,800	57,850	10,581	7,824	10,581
57,850	57,900	10,594	7,831	10,594
57,900	57,950	10,606	7,839	10,606
57,950	58,000	10,619	7,846	10,619
<b>58,000</b>				
58,000	58,050	10,631	7,854	10,631
58,050	58,100	10,644	7,861	10,644
58,100	58,150	10,656	7,869	10,656
58,150	58,200	10,669	7,876	10,669
58,200	58,250	10,681	7,884	10,681
58,250	58,300	10,694	7,891	10,694
58,300	58,350	10,706	7,899	10,706
58,350	58,400	10,719	7,906	10,719
58,400	58,450	10,731	7,914	10,731
58,450	58,500	10,744	7,921	10,744
58,500	58,550	10,756	7,929	10,756
58,550	58,600	10,769	7,936	10,769
58,600	58,650	10,781	7,944	10,781
58,650	58,700	10,794	7,951	10,794
58,700	58,750	10,806	7,959	10,806
58,750	58,800	10,819	7,966	10,819
58,800	58,850	10,831	7,974	10,831
58,850	58,900	10,844	7,981	10,844
58,900	58,950	10,856	7,989	10,856
58,950	59,000	10,869	7,996	10,869

(Continued)

2011 Tax Table—Continued

If Form 1040NR, line 41, is—		And you are—		
At least	But less than	Single	Qualifying widow(er)	Married filing separately
		Your tax is—		
<b>59,000</b>				
59,000	59,050	10,881	8,004	10,881
59,050	59,100	10,894	8,011	10,894
59,100	59,150	10,906	8,019	10,906
59,150	59,200	10,919	8,026	10,919
59,200	59,250	10,931	8,034	10,931
59,250	59,300	10,944	8,041	10,944
59,300	59,350	10,956	8,049	10,956
59,350	59,400	10,969	8,056	10,969
59,400	59,450	10,981	8,064	10,981
59,450	59,500	10,994	8,071	10,994
59,500	59,550	11,006	8,079	11,006
59,550	59,600	11,019	8,086	11,019
59,600	59,650	11,031	8,094	11,031
59,650	59,700	11,044	8,101	11,044
59,700	59,750	11,056	8,109	11,056
59,750	59,800	11,069	8,116	11,069
59,800	59,850	11,081	8,124	11,081
59,850	59,900	11,094	8,131	11,094
59,900	59,950	11,106	8,139	11,106
59,950	60,000	11,119	8,146	11,119
<b>60,000</b>				
60,000	60,050	11,131	8,154	11,131
60,050	60,100	11,144	8,161	11,144
60,100	60,150	11,156	8,169	11,156
60,150	60,200	11,169	8,176	11,169
60,200	60,250	11,181	8,184	11,181
60,250	60,300	11,194	8,191	11,194
60,300	60,350	11,206	8,199	11,206
60,350	60,400	11,219	8,206	11,219
60,400	60,450	11,231	8,214	11,231
60,450	60,500	11,244	8,221	11,244
60,500	60,550	11,256	8,229	11,256
60,550	60,600	11,269	8,236	11,269
60,600	60,650	11,281	8,244	11,281
60,650	60,700	11,294	8,251	11,294
60,700	60,750	11,306	8,259	11,306
60,750	60,800	11,319	8,266	11,319
60,800	60,850	11,331	8,274	11,331
60,850	60,900	11,344	8,281	11,344
60,900	60,950	11,356	8,289	11,356
60,950	61,000	11,369	8,296	11,369
<b>61,000</b>				
61,000	61,050	11,381	8,304	11,381
61,050	61,100	11,394	8,311	11,394
61,100	61,150	11,406	8,319	11,406
61,150	61,200	11,419	8,326	11,419
61,200	61,250	11,431	8,334	11,431
61,250	61,300	11,444	8,341	11,444
61,300	61,350	11,456	8,349	11,456
61,350	61,400	11,469	8,356	11,469
61,400	61,450	11,481	8,364	11,481
61,450	61,500	11,494	8,371	11,494
61,500	61,550	11,506	8,379	11,506
61,550	61,600	11,519	8,386	11,519
61,600	61,650	11,531	8,394	11,531
61,650	61,700	11,544	8,401	11,544
61,700	61,750	11,556	8,409	11,556
61,750	61,800	11,569	8,416	11,569
61,800	61,850	11,581	8,424	11,581
61,850	61,900	11,594	8,431	11,594
61,900	61,950	11,606	8,439	11,606
61,950	62,000	11,619	8,446	11,619

If Form 1040NR, line 41, is—		And you are—		
At least	But less than	Single	Qualifying widow(er)	Married filing separately
		Your tax is—		
<b>62,000</b>				
62,000	62,050	11,631	8,454	11,631
62,050	62,100	11,644	8,461	11,644
62,100	62,150	11,656	8,469	11,656
62,150	62,200	11,669	8,476	11,669
62,200	62,250	11,681	8,484	11,681
62,250	62,300	11,694	8,491	11,694
62,300	62,350	11,706	8,499	11,706
62,350	62,400	11,719	8,506	11,719
62,400	62,450	11,731	8,514	11,731
62,450	62,500	11,744	8,521	11,744
62,500	62,550	11,756	8,529	11,756
62,550	62,600	11,769	8,536	11,769
62,600	62,650	11,781	8,544	11,781
62,650	62,700	11,794	8,551	11,794
62,700	62,750	11,806	8,559	11,806
62,750	62,800	11,819	8,566	11,819
62,800	62,850	11,831	8,574	11,831
62,850	62,900	11,844	8,581	11,844
62,900	62,950	11,856	8,589	11,856
62,950	63,000	11,869	8,596	11,869
<b>63,000</b>				
63,000	63,050	11,881	8,604	11,881
63,050	63,100	11,894	8,611	11,894
63,100	63,150	11,906	8,619	11,906
63,150	63,200	11,919	8,626	11,919
63,200	63,250	11,931	8,634	11,931
63,250	63,300	11,944	8,641	11,944
63,300	63,350	11,956	8,649	11,956
63,350	63,400	11,969	8,656	11,969
63,400	63,450	11,981	8,664	11,981
63,450	63,500	11,994	8,671	11,994
63,500	63,550	12,006	8,679	12,006
63,550	63,600	12,019	8,686	12,019
63,600	63,650	12,031	8,694	12,031
63,650	63,700	12,044	8,701	12,044
63,700	63,750	12,056	8,709	12,056
63,750	63,800	12,069	8,716	12,069
63,800	63,850	12,081	8,724	12,081
63,850	63,900	12,094	8,731	12,094
63,900	63,950	12,106	8,739	12,106
63,950	64,000	12,119	8,746	12,119
<b>64,000</b>				
64,000	64,050	12,131	8,754	12,131
64,050	64,100	12,144	8,761	12,144
64,100	64,150	12,156	8,769	12,156
64,150	64,200	12,169	8,776	12,169
64,200	64,250	12,181	8,784	12,181
64,250	64,300	12,194	8,791	12,194
64,300	64,350	12,206	8,799	12,206
64,350	64,400	12,219	8,806	12,219
64,400	64,450	12,231	8,814	12,231
64,450	64,500	12,244	8,821	12,244
64,500	64,550	12,256	8,829	12,256
64,550	64,600	12,269	8,836	12,269
64,600	64,650	12,281	8,844	12,281
64,650	64,700	12,294	8,851	12,294
64,700	64,750	12,306	8,859	12,306
64,750	64,800	12,319	8,866	12,319
64,800	64,850	12,331	8,874	12,331
64,850	64,900	12,344	8,881	12,344
64,900	64,950	12,356	8,889	12,356
64,950	65,000	12,369	8,896	12,369

If Form 1040NR, line 41, is—		And you are—		
At least	But less than	Single	Qualifying widow(er)	Married filing separately
		Your tax is—		
<b>65,000</b>				
65,000	65,050	12,381	8,904	12,381
65,050	65,100	12,394	8,911	12,394
65,100	65,150	12,406	8,919	12,406
65,150	65,200	12,419	8,926	12,419
65,200	65,250	12,431	8,934	12,431
65,250	65,300	12,444	8,941	12,444
65,300	65,350	12,456	8,949	12,456
65,350	65,400	12,469	8,956	12,469
65,400	65,450	12,481	8,964	12,481
65,450	65,500	12,494	8,971	12,494
65,500	65,550	12,506	8,979	12,506
65,550	65,600	12,519	8,986	12,519
65,600	65,650	12,531	8,994	12,531
65,650	65,700	12,544	9,001	12,544
65,700	65,750	12,556	9,009	12,556
65,750	65,800	12,569	9,016	12,569
65,800	65,850	12,581	9,024	12,581
65,850	65,900	12,594	9,031	12,594
65,900	65,950	12,606	9,039	12,606
65,950	66,000	12,619	9,046	12,619
<b>66,000</b>				
66,000	66,050	12,631	9,054	12,631
66,050	66,100	12,644	9,061	12,644
66,100	66,150	12,656	9,069	12,656
66,150	66,200	12,669	9,076	12,669
66,200	66,250	12,681	9,084	12,681
66,250	66,300	12,694	9,091	12,694
66,300	66,350	12,706	9,099	12,706
66,350	66,400	12,719	9,106	12,719
66,400	66,450	12,731	9,114	12,731
66,450	66,500	12,744	9,121	12,744
66,500	66,550	12,756	9,129	12,756
66,550	66,600	12,769	9,136	12,769
66,600	66,650	12,781	9,144	12,781
66,650	66,700	12,794	9,151	12,794
66,700	66,750	12,806	9,159	12,806
66,750	66,800	12,819	9,166	12,819
66,800	66,850	12,831	9,174	12,831
66,850	66,900	12,844	9,181	12,844
66,900	66,950	12,856	9,189	12,856
66,950	67,000	12,869	9,196	12,869
<b>67,000</b>				
67,000	67,050	12,881	9,204	12,881
67,050	67,100	12,894	9,211	12,894
67,100	67,150	12,906	9,219	12,906
67,150	67,200	12,919	9,226	12,919
67,200	67,250	12,931	9,234	12,931
67,250	67,300	12,944	9,241	12,944
67,300	67,350	12,956	9,249	12,956
67,350	67,400	12,969	9,256	12,969
67,400	67,450	12,981	9,264	12,981
67,450	67,500	12,994	9,271	12,994
67,500	67,550	13,006	9,279	13,006
67,550	67,600	13,019	9,286	13,019
67,600	67,650	13,031	9,294	13,031
67,650	67,700	13,044	9,301	13,044
67,700	67,750	13,056	9,309	13,056
67,750	67,800	13,069	9,316	13,069
67,800	67,850	13,081	9,324	13,081
67,850	67,900	13,094	9,331	13,094
67,900	67,950	13,106	9,339	13,106
67,950	68,000	13,119	9,346	13,119

(Continued)

2011 Tax Table—Continued

If Form 1040NR, line 41, is—		And you are—		
At least	But less than	Single	Qualifying widow(er)	Married filing separately
		Your tax is—		
<b>68,000</b>				
68,000	68,050	13,131	9,354	13,131
68,050	68,100	13,144	9,361	13,144
68,100	68,150	13,156	9,369	13,156
68,150	68,200	13,169	9,376	13,169
68,200	68,250	13,181	9,384	13,181
68,250	68,300	13,194	9,391	13,194
68,300	68,350	13,206	9,399	13,206
68,350	68,400	13,219	9,406	13,219
68,400	68,450	13,231	9,414	13,231
68,450	68,500	13,244	9,421	13,244
68,500	68,550	13,256	9,429	13,256
68,550	68,600	13,269	9,436	13,269
68,600	68,650	13,281	9,444	13,281
68,650	68,700	13,294	9,451	13,294
68,700	68,750	13,306	9,459	13,306
68,750	68,800	13,319	9,466	13,319
68,800	68,850	13,331	9,474	13,331
68,850	68,900	13,344	9,481	13,344
68,900	68,950	13,356	9,489	13,356
68,950	69,000	13,369	9,496	13,369
<b>69,000</b>				
69,000	69,050	13,381	9,506	13,381
69,050	69,100	13,394	9,519	13,394
69,100	69,150	13,406	9,531	13,406
69,150	69,200	13,419	9,544	13,419
69,200	69,250	13,431	9,556	13,431
69,250	69,300	13,444	9,569	13,444
69,300	69,350	13,456	9,581	13,456
69,350	69,400	13,469	9,594	13,469
69,400	69,450	13,481	9,606	13,481
69,450	69,500	13,494	9,619	13,494
69,500	69,550	13,506	9,631	13,506
69,550	69,600	13,519	9,644	13,519
69,600	69,650	13,531	9,656	13,531
69,650	69,700	13,544	9,669	13,544
69,700	69,750	13,556	9,681	13,558
69,750	69,800	13,569	9,694	13,572
69,800	69,850	13,581	9,706	13,586
69,850	69,900	13,594	9,719	13,600
69,900	69,950	13,606	9,731	13,614
69,950	70,000	13,619	9,744	13,628
<b>70,000</b>				
70,000	70,050	13,631	9,756	13,642
70,050	70,100	13,644	9,769	13,656
70,100	70,150	13,656	9,781	13,670
70,150	70,200	13,669	9,794	13,684
70,200	70,250	13,681	9,806	13,698
70,250	70,300	13,694	9,819	13,712
70,300	70,350	13,706	9,831	13,726
70,350	70,400	13,719	9,844	13,740
70,400	70,450	13,731	9,856	13,754
70,450	70,500	13,744	9,869	13,768
70,500	70,550	13,756	9,881	13,782
70,550	70,600	13,769	9,894	13,796
70,600	70,650	13,781	9,906	13,810
70,650	70,700	13,794	9,919	13,824
70,700	70,750	13,806	9,931	13,838
70,750	70,800	13,819	9,944	13,852
70,800	70,850	13,831	9,956	13,866
70,850	70,900	13,844	9,969	13,880
70,900	70,950	13,856	9,981	13,894
70,950	71,000	13,869	9,994	13,908

If Form 1040NR, line 41, is—		And you are—		
At least	But less than	Single	Qualifying widow(er)	Married filing separately
		Your tax is—		
<b>71,000</b>				
71,000	71,050	13,881	10,006	13,922
71,050	71,100	13,894	10,019	13,936
71,100	71,150	13,906	10,031	13,950
71,150	71,200	13,919	10,044	13,964
71,200	71,250	13,931	10,056	13,978
71,250	71,300	13,944	10,069	13,992
71,300	71,350	13,956	10,081	14,006
71,350	71,400	13,969	10,094	14,020
71,400	71,450	13,981	10,106	14,034
71,450	71,500	13,994	10,119	14,048
71,500	71,550	14,006	10,131	14,062
71,550	71,600	14,019	10,144	14,076
71,600	71,650	14,031	10,156	14,090
71,650	71,700	14,044	10,169	14,104
71,700	71,750	14,056	10,181	14,118
71,750	71,800	14,069	10,194	14,132
71,800	71,850	14,081	10,206	14,146
71,850	71,900	14,094	10,219	14,160
71,900	71,950	14,106	10,231	14,174
71,950	72,000	14,119	10,244	14,188
<b>72,000</b>				
72,000	72,050	14,131	10,256	14,202
72,050	72,100	14,144	10,269	14,216
72,100	72,150	14,156	10,281	14,230
72,150	72,200	14,169	10,294	14,244
72,200	72,250	14,181	10,306	14,258
72,250	72,300	14,194	10,319	14,272
72,300	72,350	14,206	10,331	14,286
72,350	72,400	14,219	10,344	14,300
72,400	72,450	14,231	10,356	14,314
72,450	72,500	14,244	10,369	14,328
72,500	72,550	14,256	10,381	14,342
72,550	72,600	14,269	10,394	14,356
72,600	72,650	14,281	10,406	14,370
72,650	72,700	14,294	10,419	14,384
72,700	72,750	14,306	10,431	14,398
72,750	72,800	14,319	10,444	14,412
72,800	72,850	14,331	10,456	14,426
72,850	72,900	14,344	10,469	14,440
72,900	72,950	14,356	10,481	14,454
72,950	73,000	14,369	10,494	14,468
<b>73,000</b>				
73,000	73,050	14,381	10,506	14,482
73,050	73,100	14,394	10,519	14,496
73,100	73,150	14,406	10,531	14,510
73,150	73,200	14,419	10,544	14,524
73,200	73,250	14,431	10,556	14,538
73,250	73,300	14,444	10,569	14,552
73,300	73,350	14,456	10,581	14,566
73,350	73,400	14,469	10,594	14,580
73,400	73,450	14,481	10,606	14,594
73,450	73,500	14,494	10,619	14,608
73,500	73,550	14,506	10,631	14,622
73,550	73,600	14,519	10,644	14,636
73,600	73,650	14,531	10,656	14,650
73,650	73,700	14,544	10,669	14,664
73,700	73,750	14,556	10,681	14,678
73,750	73,800	14,569	10,694	14,692
73,800	73,850	14,581	10,706	14,706
73,850	73,900	14,594	10,719	14,720
73,900	73,950	14,606	10,731	14,734
73,950	74,000	14,619	10,744	14,748

If Form 1040NR, line 41, is—		And you are—		
At least	But less than	Single	Qualifying widow(er)	Married filing separately
		Your tax is—		
<b>74,000</b>				
74,000	74,050	14,631	10,756	14,762
74,050	74,100	14,644	10,769	14,776
74,100	74,150	14,656	10,781	14,790
74,150	74,200	14,669	10,794	14,804
74,200	74,250	14,681	10,806	14,818
74,250	74,300	14,694	10,819	14,832
74,300	74,350	14,706	10,831	14,846
74,350	74,400	14,719	10,844	14,860
74,400	74,450	14,731	10,856	14,874
74,450	74,500	14,744	10,869	14,888
74,500	74,550	14,756	10,881	14,902
74,550	74,600	14,769	10,894	14,916
74,600	74,650	14,781	10,906	14,930
74,650	74,700	14,794	10,919	14,944
74,700	74,750	14,806	10,931	14,958
74,750	74,800	14,819	10,944	14,972
74,800	74,850	14,831	10,956	14,986
74,850	74,900	14,844	10,969	15,000
74,900	74,950	14,856	10,981	15,014
74,950	75,000	14,869	10,994	15,028
<b>75,000</b>				
75,000	75,050	14,881	11,006	15,042
75,050	75,100	14,894	11,019	15,056
75,100	75,150	14,906	11,031	15,070
75,150	75,200	14,919	11,044	15,084
75,200	75,250	14,931	11,056	15,098
75,250	75,300	14,944	11,069	15,112
75,300	75,350	14,956	11,081	15,126
75,350	75,400	14,969	11,094	15,140
75,400	75,450	14,981	11,106	15,154
75,450	75,500	14,994	11,119	15,168
75,500	75,550	15,006	11,131	15,182
75,550	75,600	15,019	11,144	15,196
75,600	75,650	15,031	11,156	15,210
75,650	75,700	15,044	11,169	15,224
75,700	75,750	15,056	11,181	15,238
75,750	75,800	15,069	11,194	15,252
75,800	75,850	15,081	11,206	15,266
75,850	75,900	15,094	11,219	15,280
75,900	75,950	15,106	11,231	15,294
75,950	76,000	15,119	11,244	15,308
<b>76,000</b>				
76,000	76,050	15,131	11,256	15,322
76,050	76,100	15,144	11,269	15,336
76,100	76,150	15,156	11,281	15,350
76,150	76,200	15,169	11,294	15,364
76,200	76,250	15,181	11,306	15,378
76,250	76,300	15,194	11,319	15,392
76,300	76,350	15,206	11,331	15,406
76,350	76,400	15,219	11,344	15,420
76,400	76,450	15,231	11,356	15,434
76,450	76,500	15,244	11,369	15,448
76,500	76,550	15,256	11,381	15,462
76,550	76,600	15,269	11,394	15,476
76,600	76,650	15,281	11,406	15,490
76,650	76,700	15,294	11,419	15,504
76,700	76,750	15,306	11,431	15,518
76,750	76,800	15,319	11,444	15,532
76,800	76,850	15,331	11,456	15,546
76,850	76,900	15,344	11,469	15,560
76,900	76,950	15,356	11,481	15,574
76,950	77,000	15,369	11,494	15,588

(Continued)

2011 Tax Table—Continued

If Form 1040NR, line 41, is—		And you are—		
At least	But less than	Single	Qualifying widow(er)	Married filing separately
		Your tax is—		
<b>77,000</b>				
77,000	77,050	15,381	11,506	15,602
77,050	77,100	15,394	11,519	15,616
77,100	77,150	15,406	11,531	15,630
77,150	77,200	15,419	11,544	15,644
77,200	77,250	15,431	11,556	15,658
77,250	77,300	15,444	11,569	15,672
77,300	77,350	15,456	11,581	15,686
77,350	77,400	15,469	11,594	15,700
77,400	77,450	15,481	11,606	15,714
77,450	77,500	15,494	11,619	15,728
77,500	77,550	15,506	11,631	15,742
77,550	77,600	15,519	11,644	15,756
77,600	77,650	15,531	11,656	15,770
77,650	77,700	15,544	11,669	15,784
77,700	77,750	15,556	11,681	15,798
77,750	77,800	15,569	11,694	15,812
77,800	77,850	15,581	11,706	15,826
77,850	77,900	15,594	11,719	15,840
77,900	77,950	15,606	11,731	15,854
77,950	78,000	15,619	11,744	15,868
<b>78,000</b>				
78,000	78,050	15,631	11,756	15,882
78,050	78,100	15,644	11,769	15,896
78,100	78,150	15,656	11,781	15,910
78,150	78,200	15,669	11,794	15,924
78,200	78,250	15,681	11,806	15,938
78,250	78,300	15,694	11,819	15,952
78,300	78,350	15,706	11,831	15,966
78,350	78,400	15,719	11,844	15,980
78,400	78,450	15,731	11,856	15,994
78,450	78,500	15,744	11,869	16,008
78,500	78,550	15,756	11,881	16,022
78,550	78,600	15,769	11,894	16,036
78,600	78,650	15,781	11,906	16,050
78,650	78,700	15,794	11,919	16,064
78,700	78,750	15,806	11,931	16,078
78,750	78,800	15,819	11,944	16,092
78,800	78,850	15,831	11,956	16,106
78,850	78,900	15,844	11,969	16,120
78,900	78,950	15,856	11,981	16,134
78,950	79,000	15,869	11,994	16,148
<b>79,000</b>				
79,000	79,050	15,881	12,006	16,162
79,050	79,100	15,894	12,019	16,176
79,100	79,150	15,906	12,031	16,190
79,150	79,200	15,919	12,044	16,204
79,200	79,250	15,931	12,056	16,218
79,250	79,300	15,944	12,069	16,232
79,300	79,350	15,956	12,081	16,246
79,350	79,400	15,969	12,094	16,260
79,400	79,450	15,981	12,106	16,274
79,450	79,500	15,994	12,119	16,288
79,500	79,550	16,006	12,131	16,302
79,550	79,600	16,019	12,144	16,316
79,600	79,650	16,031	12,156	16,330
79,650	79,700	16,044	12,169	16,344
79,700	79,750	16,056	12,181	16,358
79,750	79,800	16,069	12,194	16,372
79,800	79,850	16,081	12,206	16,386
79,850	79,900	16,094	12,219	16,400
79,900	79,950	16,106	12,231	16,414
79,950	80,000	16,119	12,244	16,428

If Form 1040NR, line 41, is—		And you are—		
At least	But less than	Single	Qualifying widow(er)	Married filing separately
		Your tax is—		
<b>80,000</b>				
80,000	80,050	16,131	12,256	16,442
80,050	80,100	16,144	12,269	16,456
80,100	80,150	16,156	12,281	16,470
80,150	80,200	16,169	12,294	16,484
80,200	80,250	16,181	12,306	16,498
80,250	80,300	16,194	12,319	16,512
80,300	80,350	16,206	12,331	16,526
80,350	80,400	16,219	12,344	16,540
80,400	80,450	16,231	12,356	16,554
80,450	80,500	16,244	12,369	16,568
80,500	80,550	16,256	12,381	16,582
80,550	80,600	16,269	12,394	16,596
80,600	80,650	16,281	12,406	16,610
80,650	80,700	16,294	12,419	16,624
80,700	80,750	16,306	12,431	16,638
80,750	80,800	16,319	12,444	16,652
80,800	80,850	16,331	12,456	16,666
80,850	80,900	16,344	12,469	16,680
80,900	80,950	16,356	12,481	16,694
80,950	81,000	16,369	12,494	16,708
<b>81,000</b>				
81,000	81,050	16,381	12,506	16,722
81,050	81,100	16,394	12,519	16,736
81,100	81,150	16,406	12,531	16,750
81,150	81,200	16,419	12,544	16,764
81,200	81,250	16,431	12,556	16,778
81,250	81,300	16,444	12,569	16,792
81,300	81,350	16,456	12,581	16,806
81,350	81,400	16,469	12,594	16,820
81,400	81,450	16,481	12,606	16,834
81,450	81,500	16,494	12,619	16,848
81,500	81,550	16,506	12,631	16,862
81,550	81,600	16,519	12,644	16,876
81,600	81,650	16,531	12,656	16,890
81,650	81,700	16,544	12,669	16,904
81,700	81,750	16,556	12,681	16,918
81,750	81,800	16,569	12,694	16,932
81,800	81,850	16,581	12,706	16,946
81,850	81,900	16,594	12,719	16,960
81,900	81,950	16,606	12,731	16,974
81,950	82,000	16,619	12,744	16,988
<b>82,000</b>				
82,000	82,050	16,631	12,756	17,002
82,050	82,100	16,644	12,769	17,016
82,100	82,150	16,656	12,781	17,030
82,150	82,200	16,669	12,794	17,044
82,200	82,250	16,681	12,806	17,058
82,250	82,300	16,694	12,819	17,072
82,300	82,350	16,706	12,831	17,086
82,350	82,400	16,719	12,844	17,100
82,400	82,450	16,731	12,856	17,114
82,450	82,500	16,744	12,869	17,128
82,500	82,550	16,756	12,881	17,142
82,550	82,600	16,769	12,894	17,156
82,600	82,650	16,781	12,906	17,170
82,650	82,700	16,794	12,919	17,184
82,700	82,750	16,806	12,931	17,198
82,750	82,800	16,819	12,944	17,212
82,800	82,850	16,831	12,956	17,226
82,850	82,900	16,844	12,969	17,240
82,900	82,950	16,856	12,981	17,254
82,950	83,000	16,869	12,994	17,268

If Form 1040NR, line 41, is—		And you are—		
At least	But less than	Single	Qualifying widow(er)	Married filing separately
		Your tax is—		
<b>83,000</b>				
83,000	83,050	16,881	13,006	17,282
83,050	83,100	16,894	13,019	17,296
83,100	83,150	16,906	13,031	17,310
83,150	83,200	16,919	13,044	17,324
83,200	83,250	16,931	13,056	17,338
83,250	83,300	16,944	13,069	17,352
83,300	83,350	16,956	13,081	17,366
83,350	83,400	16,969	13,094	17,380
83,400	83,450	16,981	13,106	17,394
83,450	83,500	16,994	13,119	17,408
83,500	83,550	17,006	13,131	17,422
83,550	83,600	17,019	13,144	17,436
83,600	83,650	17,032	13,156	17,450
83,650	83,700	17,046	13,169	17,464
83,700	83,750	17,060	13,181	17,478
83,750	83,800	17,074	13,194	17,492
83,800	83,850	17,088	13,206	17,506
83,850	83,900	17,102	13,219	17,520
83,900	83,950	17,116	13,231	17,534
83,950	84,000	17,130	13,244	17,548
<b>84,000</b>				
84,000	84,050	17,144	13,256	17,562
84,050	84,100	17,158	13,269	17,576
84,100	84,150	17,172	13,281	17,590
84,150	84,200	17,186	13,294	17,604
84,200	84,250	17,200	13,306	17,618
84,250	84,300	17,214	13,319	17,632
84,300	84,350	17,228	13,331	17,646
84,350	84,400	17,242	13,344	17,660
84,400	84,450	17,256	13,356	17,674
84,450	84,500	17,270	13,369	17,688
84,500	84,550	17,284	13,381	17,702
84,550	84,600	17,298	13,394	17,716
84,600	84,650	17,312	13,406	17,730
84,650	84,700	17,326	13,419	17,744
84,700	84,750	17,340	13,431	17,758
84,750	84,800	17,354	13,444	17,772
84,800	84,850	17,368	13,456	17,786
84,850	84,900	17,382	13,469	17,800
84,900	84,950	17,396	13,481	17,814
84,950	85,000	17,410	13,494	17,828
<b>85,000</b>				
85,000	85,050	17,424	13,506	17,842
85,050	85,100	17,438	13,519	17,856
85,100	85,150	17,452	13,531	17,870
85,150	85,200	17,466	13,544	17,884
85,200	85,250	17,480	13,556	17,898
85,250	85,300	17,494	13,569	17,912
85,300	85,350	17,508	13,581	17,926
85,350	85,400	17,522	13,594	17,940
85,400	85,450	17,536	13,606	17,954
85,450	85,500	17,550	13,619	17,968
85,500	85,550	17,564	13,631	17,982
85,550	85,600	17,578	13,644	17,996
85,600	85,650	17,592	13,656	18,010
85,650	85,700	17,606	13,669	18,024
85,700	85,750	17,620	13,681	18,038
85,750	85,800	17,634	13,694	18,052
85,800	85,850	17,648	13,706	18,066
85,850	85,900	17,662	13,719	18,080
85,900	85,950	17,676	13,731	18,094
85,950	86,000	17,690	13,744	18,108

(Continued)

2011 Tax Table—Continued

If Form 1040NR, line 41, is—		And you are—		
		Single	Qualifying widow(er)	Married filing separately
At least	But less than	Your tax is—		
<b>86,000</b>				
86,000	86,050	17,704	13,756	18,122
86,050	86,100	17,718	13,769	18,136
86,100	86,150	17,732	13,781	18,150
86,150	86,200	17,746	13,794	18,164
86,200	86,250	17,760	13,806	18,178
86,250	86,300	17,774	13,819	18,192
86,300	86,350	17,788	13,831	18,206
86,350	86,400	17,802	13,844	18,220
86,400	86,450	17,816	13,856	18,234
86,450	86,500	17,830	13,869	18,248
86,500	86,550	17,844	13,881	18,262
86,550	86,600	17,858	13,894	18,276
86,600	86,650	17,872	13,906	18,290
86,650	86,700	17,886	13,919	18,304
86,700	86,750	17,900	13,931	18,318
86,750	86,800	17,914	13,944	18,332
86,800	86,850	17,928	13,956	18,346
86,850	86,900	17,942	13,969	18,360
86,900	86,950	17,956	13,981	18,374
86,950	87,000	17,970	13,994	18,388
<b>87,000</b>				
87,000	87,050	17,984	14,006	18,402
87,050	87,100	17,998	14,019	18,416
87,100	87,150	18,012	14,031	18,430
87,150	87,200	18,026	14,044	18,444
87,200	87,250	18,040	14,056	18,458
87,250	87,300	18,054	14,069	18,472
87,300	87,350	18,068	14,081	18,486
87,350	87,400	18,082	14,094	18,500
87,400	87,450	18,096	14,106	18,514
87,450	87,500	18,110	14,119	18,528
87,500	87,550	18,124	14,131	18,542
87,550	87,600	18,138	14,144	18,556
87,600	87,650	18,152	14,156	18,570
87,650	87,700	18,166	14,169	18,584
87,700	87,750	18,180	14,181	18,598
87,750	87,800	18,194	14,194	18,612
87,800	87,850	18,208	14,206	18,626
87,850	87,900	18,222	14,219	18,640
87,900	87,950	18,236	14,231	18,654
87,950	88,000	18,250	14,244	18,668
<b>88,000</b>				
88,000	88,050	18,264	14,256	18,682
88,050	88,100	18,278	14,269	18,696
88,100	88,150	18,292	14,281	18,710
88,150	88,200	18,306	14,294	18,724
88,200	88,250	18,320	14,306	18,738
88,250	88,300	18,334	14,319	18,752
88,300	88,350	18,348	14,331	18,766
88,350	88,400	18,362	14,344	18,780
88,400	88,450	18,376	14,356	18,794
88,450	88,500	18,390	14,369	18,808
88,500	88,550	18,404	14,381	18,822
88,550	88,600	18,418	14,394	18,836
88,600	88,650	18,432	14,406	18,850
88,650	88,700	18,446	14,419	18,864
88,700	88,750	18,460	14,431	18,878
88,750	88,800	18,474	14,444	18,892
88,800	88,850	18,488	14,456	18,906
88,850	88,900	18,502	14,469	18,920
88,900	88,950	18,516	14,481	18,934
88,950	89,000	18,530	14,494	18,948

If Form 1040NR, line 41, is—		And you are—		
		Single	Qualifying widow(er)	Married filing separately
At least	But less than	Your tax is—		
<b>89,000</b>				
89,000	89,050	18,544	14,506	18,962
89,050	89,100	18,558	14,519	18,976
89,100	89,150	18,572	14,531	18,990
89,150	89,200	18,586	14,544	19,004
89,200	89,250	18,600	14,556	19,018
89,250	89,300	18,614	14,569	19,032
89,300	89,350	18,628	14,581	19,046
89,350	89,400	18,642	14,594	19,060
89,400	89,450	18,656	14,606	19,074
89,450	89,500	18,670	14,619	19,088
89,500	89,550	18,684	14,631	19,102
89,550	89,600	18,698	14,644	19,116
89,600	89,650	18,712	14,656	19,130
89,650	89,700	18,726	14,669	19,144
89,700	89,750	18,740	14,681	19,158
89,750	89,800	18,754	14,694	19,172
89,800	89,850	18,768	14,706	19,186
89,850	89,900	18,782	14,719	19,200
89,900	89,950	18,796	14,731	19,214
89,950	90,000	18,810	14,744	19,228
<b>90,000</b>				
90,000	90,050	18,824	14,756	19,242
90,050	90,100	18,838	14,769	19,256
90,100	90,150	18,852	14,781	19,270
90,150	90,200	18,866	14,794	19,284
90,200	90,250	18,880	14,806	19,298
90,250	90,300	18,894	14,819	19,312
90,300	90,350	18,908	14,831	19,326
90,350	90,400	18,922	14,844	19,340
90,400	90,450	18,936	14,856	19,354
90,450	90,500	18,950	14,869	19,368
90,500	90,550	18,964	14,881	19,382
90,550	90,600	18,978	14,894	19,396
90,600	90,650	18,992	14,906	19,410
90,650	90,700	19,006	14,919	19,424
90,700	90,750	19,020	14,931	19,438
90,750	90,800	19,034	14,944	19,452
90,800	90,850	19,048	14,956	19,466
90,850	90,900	19,062	14,969	19,480
90,900	90,950	19,076	14,981	19,494
90,950	91,000	19,090	14,994	19,508
<b>91,000</b>				
91,000	91,050	19,104	15,006	19,522
91,050	91,100	19,118	15,019	19,536
91,100	91,150	19,132	15,031	19,550
91,150	91,200	19,146	15,044	19,564
91,200	91,250	19,160	15,056	19,578
91,250	91,300	19,174	15,069	19,592
91,300	91,350	19,188	15,081	19,606
91,350	91,400	19,202	15,094	19,620
91,400	91,450	19,216	15,106	19,634
91,450	91,500	19,230	15,119	19,648
91,500	91,550	19,244	15,131	19,662
91,550	91,600	19,258	15,144	19,676
91,600	91,650	19,272	15,156	19,690
91,650	91,700	19,286	15,169	19,704
91,700	91,750	19,300	15,181	19,718
91,750	91,800	19,314	15,194	19,732
91,800	91,850	19,328	15,206	19,746
91,850	91,900	19,342	15,219	19,760
91,900	91,950	19,356	15,231	19,774
91,950	92,000	19,370	15,244	19,788

If Form 1040NR, line 41, is—		And you are—		
		Single	Qualifying widow(er)	Married filing separately
At least	But less than	Your tax is—		
<b>92,000</b>				
92,000	92,050	19,384	15,256	19,802
92,050	92,100	19,398	15,269	19,816
92,100	92,150	19,412	15,281	19,830
92,150	92,200	19,426	15,294	19,844
92,200	92,250	19,440	15,306	19,858
92,250	92,300	19,454	15,319	19,872
92,300	92,350	19,468	15,331	19,886
92,350	92,400	19,482	15,344	19,900
92,400	92,450	19,496	15,356	19,914
92,450	92,500	19,510	15,369	19,928
92,500	92,550	19,524	15,381	19,942
92,550	92,600	19,538	15,394	19,956
92,600	92,650	19,552	15,406	19,970
92,650	92,700	19,566	15,419	19,984
92,700	92,750	19,580	15,431	19,998
92,750	92,800	19,594	15,444	20,012
92,800	92,850	19,608	15,456	20,026
92,850	92,900	19,622	15,469	20,040
92,900	92,950	19,636	15,481	20,054
92,950	93,000	19,650	15,494	20,068
<b>93,000</b>				
93,000	93,050	19,664	15,506	20,082
93,050	93,100	19,678	15,519	20,096
93,100	93,150	19,692	15,531	20,110
93,150	93,200	19,706	15,544	20,124
93,200	93,250	19,720	15,556	20,138
93,250	93,300	19,734	15,569	20,152
93,300	93,350	19,748	15,581	20,166
93,350	93,400	19,762	15,594	20,180
93,400	93,450	19,776	15,606	20,194
93,450	93,500	19,790	15,619	20,208
93,500	93,550	19,804	15,631	20,222
93,550	93,600	19,818	15,644	20,236
93,600	93,650	19,832	15,656	20,250
93,650	93,700	19,846	15,669	20,264
93,700	93,750	19,860	15,681	20,278
93,750	93,800	19,874	15,694	20,292
93,800	93,850	19,888	15,706	20,306
93,850	93,900	19,902	15,719	20,320
93,900	93,950	19,916	15,731	20,334
93,950	94,000	19,930	15,744	20,348
<b>94,000</b>				
94,000	94,050	19,944	15,756	20,362
94,050	94,100	19,958	15,769	20,376
94,100	94,150	19,972	15,781	20,390
94,150	94,200	19,986	15,794	20,404
94,200	94,250	20,000	15,806	20,418
94,250	94,300	20,014	15,819	20,432
94,300	94,350	20,028	15,831	20,446
94,350	94,400	20,042	15,844	20,460
94,400	94,450	20,056	15,856	20,474
94,450	94,500	20,070	15,869	20,488
94,500	94,550	20,084	15,881	20,502
94,550	94,600	20,098	15,894	20,516
94,600	94,650	20,112	15,906	20,530
94,650	94,700	20,126	15,919	20,544
94,700	94,750	20,140	15,931	20,558
94,750	94,800	20,154	15,944	20,572
94,800	94,850	20,168	15,956	20,586
94,850	94,900	20,182	15,969	20,600
94,900	94,950	20,196	15,981	20,614
94,950	95,000	20,210	15,994	20,628

(Continued)

**2011 Tax Table—Continued**

If Form 1040NR, line 41, is—		And you are—		
At least	But less than	Single	Qualifying widow(er)	Married filing separately
		Your tax is—		
<b>95,000</b>				
95,000	95,050	20,224	16,006	20,642
95,050	95,100	20,238	16,019	20,656
95,100	95,150	20,252	16,031	20,670
95,150	95,200	20,266	16,044	20,684
95,200	95,250	20,280	16,056	20,698
95,250	95,300	20,294	16,069	20,712
95,300	95,350	20,308	16,081	20,726
95,350	95,400	20,322	16,094	20,740
95,400	95,450	20,336	16,106	20,754
95,450	95,500	20,350	16,119	20,768
95,500	95,550	20,364	16,131	20,782
95,550	95,600	20,378	16,144	20,796
95,600	95,650	20,392	16,156	20,810
95,650	95,700	20,406	16,169	20,824
95,700	95,750	20,420	16,181	20,838
95,750	95,800	20,434	16,194	20,852
95,800	95,850	20,448	16,206	20,866
95,850	95,900	20,462	16,219	20,880
95,900	95,950	20,476	16,231	20,894
95,950	96,000	20,490	16,244	20,908
<b>96,000</b>				
96,000	96,050	20,504	16,256	20,922
96,050	96,100	20,518	16,269	20,936
96,100	96,150	20,532	16,281	20,950
96,150	96,200	20,546	16,294	20,964
96,200	96,250	20,560	16,306	20,978
96,250	96,300	20,574	16,319	20,992
96,300	96,350	20,588	16,331	21,006
96,350	96,400	20,602	16,344	21,020
96,400	96,450	20,616	16,356	21,034
96,450	96,500	20,630	16,369	21,048
96,500	96,550	20,644	16,381	21,062
96,550	96,600	20,658	16,394	21,076
96,600	96,650	20,672	16,406	21,090
96,650	96,700	20,686	16,419	21,104
96,700	96,750	20,700	16,431	21,118
96,750	96,800	20,714	16,444	21,132
96,800	96,850	20,728	16,456	21,146
96,850	96,900	20,742	16,469	21,160
96,900	96,950	20,756	16,481	21,174
96,950	97,000	20,770	16,494	21,188
<b>97,000</b>				
97,000	97,050	20,784	16,506	21,202
97,050	97,100	20,798	16,519	21,216
97,100	97,150	20,812	16,531	21,230
97,150	97,200	20,826	16,544	21,244
97,200	97,250	20,840	16,556	21,258
97,250	97,300	20,854	16,569	21,272
97,300	97,350	20,868	16,581	21,286
97,350	97,400	20,882	16,594	21,300
97,400	97,450	20,896	16,606	21,314
97,450	97,500	20,910	16,619	21,328
97,500	97,550	20,924	16,631	21,342
97,550	97,600	20,938	16,644	21,356
97,600	97,650	20,952	16,656	21,370
97,650	97,700	20,966	16,669	21,384
97,700	97,750	20,980	16,681	21,398
97,750	97,800	20,994	16,694	21,412
97,800	97,850	21,008	16,706	21,426
97,850	97,900	21,022	16,719	21,440
97,900	97,950	21,036	16,731	21,454
97,950	98,000	21,050	16,744	21,468

If Form 1040NR, line 41, is—		And you are—		
At least	But less than	Single	Qualifying widow(er)	Married filing separately
		Your tax is—		
<b>98,000</b>				
98,000	98,050	21,064	16,756	21,482
98,050	98,100	21,078	16,769	21,496
98,100	98,150	21,092	16,781	21,510
98,150	98,200	21,106	16,794	21,524
98,200	98,250	21,120	16,806	21,538
98,250	98,300	21,134	16,819	21,552
98,300	98,350	21,148	16,831	21,566
98,350	98,400	21,162	16,844	21,580
98,400	98,450	21,176	16,856	21,594
98,450	98,500	21,190	16,869	21,608
98,500	98,550	21,204	16,881	21,622
98,550	98,600	21,218	16,894	21,636
98,600	98,650	21,232	16,906	21,650
98,650	98,700	21,246	16,919	21,664
98,700	98,750	21,260	16,931	21,678
98,750	98,800	21,274	16,944	21,692
98,800	98,850	21,288	16,956	21,706
98,850	98,900	21,302	16,969	21,720
98,900	98,950	21,316	16,981	21,734
98,950	99,000	21,330	16,994	21,748
<b>99,000</b>				
99,000	99,050	21,344	17,006	21,762
99,050	99,100	21,358	17,019	21,776
99,100	99,150	21,372	17,031	21,790
99,150	99,200	21,386	17,044	21,804
99,200	99,250	21,400	17,056	21,818
99,250	99,300	21,414	17,069	21,832
99,300	99,350	21,428	17,081	21,846
99,350	99,400	21,442	17,094	21,860
99,400	99,450	21,456	17,106	21,874
99,450	99,500	21,470	17,119	21,888
99,500	99,550	21,484	17,131	21,902
99,550	99,600	21,498	17,144	21,916
99,600	99,650	21,512	17,156	21,930
99,650	99,700	21,526	17,169	21,944
99,700	99,750	21,540	17,181	21,958
99,750	99,800	21,554	17,194	21,972
99,800	99,850	21,568	17,206	21,986
99,850	99,900	21,582	17,219	22,000
99,900	99,950	21,596	17,231	22,014
99,950	100,000	21,610	17,244	22,028
<div style="border: 1px solid black; padding: 10px; width: fit-content; margin: 0 auto;"> <p><b>\$100,000 or over —</b> use the Tax Computation Worksheet on page 63</p> </div>				

(Continued)

## 2011 Tax Computation Worksheet—Line 42



See the instructions for line 42 to see if you must use the worksheet below to figure your tax.

**Note.** If you are required to use this worksheet to figure the tax on an amount from another form or worksheet, such as the Qualified Dividends and Capital Gain Tax Worksheet, the Schedule D Tax Worksheet, Schedule J, or Form 8615, enter the amount from that form or worksheet in column (a) of the row that applies to the amount you are looking up. Enter the result on the appropriate line of the form or worksheet that you are completing.

**Section A**—Use if you checked filing status box 1 or 2 for **Single**. Complete the row below that applies to you.

<b>Taxable income.</b> If line 41 is:	<b>(a)</b> Enter the amount from line 41	<b>(b)</b> Multiplication amount	<b>(c)</b> Multiply (a) by (b)	<b>(d)</b> Subtraction amount	<b>Tax.</b> Subtract (d) from (c). Enter the result here and on Form 1040NR, line 42
At least \$100,000 but not over \$174,400	\$	× 28% (.28)	\$	\$ 6,383.00	\$
Over \$174,400 but not over \$379,150	\$	× 33% (.33)	\$	\$15,103.00	\$
Over \$379,150	\$	× 35% (.35)	\$	\$22,686.00	\$

**Section B**—Use if you checked filing status box 6 for **Qualifying widow(er)**. Complete the row that applies to you.

<b>Taxable income.</b> If line 41 is:	<b>(a)</b> Enter the amount from line 41	<b>(b)</b> Multiplication amount	<b>(c)</b> Multiply (a) by (b)	<b>(d)</b> Subtraction amount	<b>Tax.</b> Subtract (d) from (c). Enter the result here and on Form 1040NR, line 42
At least \$100,000 but not over \$139,350	\$	× 25% (.25)	\$	\$ 7,750.00	\$
Over \$139,350 but not over \$212,300	\$	× 28% (.28)	\$	\$11,930.50	\$
Over \$212,300 but not over \$379,150	\$	× 33% (.33)	\$	\$22,545.50	\$
Over \$379,150	\$	× 35% (.35)	\$	\$30,128.50	\$

**Section C**—Use if you checked filing status box 3, 4, or 5 for **Married filing separately**. Complete the row that applies to you.

<b>Taxable income.</b> If line 41 is:	<b>(a)</b> Enter the amount from line 41	<b>(b)</b> Multiplication amount	<b>(c)</b> Multiply (a) by (b)	<b>(d)</b> Subtraction amount	<b>Tax.</b> Subtract (d) from (c). Enter the result here and on Form 1040NR, line 42
At least \$100,000 but not over \$106,150	\$	× 28% (.28)	\$	\$ 5,965.25	\$
At least \$106,150 but not over \$189,575	\$	× 33% (.33)	\$	\$11,272.75	\$
Over \$189,575	\$	× 35% (.35)	\$	\$15,064.25	\$

(Continued)

## 2011 Tax Rate Schedules

**Estates or Trusts. Use Schedule W below to compute your tax.**



**Individuals.** If your taxable income is \$100,000 or more, use the Tax Computation Worksheet on the previous page to figure your tax. The Tax Rate Schedules are shown so you can see that tax rate that applies to all levels of taxable income. Do not use them to figure your tax. Instead, see the instructions for line 42, earlier.

<b>Schedule W</b>				<b>Schedule X</b>			
<b>Estates or Trusts</b> —Use this schedule for a nonresident alien estate or trust				<b>Single Taxpayers</b> —If you checked <b>Filing Status Box 1 or 2</b> on Form 1040NR			
<b>If line 41 is:</b>		<b>The tax is:</b>	<i>of the amount over—</i>	<b>If line 41 is:</b>		<b>The tax is:</b>	<i>of the amount over—</i>
<i>Over—</i>	<i>But not over—</i>			<i>Over—</i>	<i>But not over—</i>		
\$0	\$2,300	..... 15%	\$0	\$0	\$8,500	..... 10%	\$0
2,300	5,450	\$345.00 + 25%	2,300	8,500	34,500	\$850.00 + 15%	8,500
5,450	8,300	1,132.50 + 28%	5,450	34,500	83,600	4,750.00 + 25%	34,500
8,300	11,350	1,930.50 + 33%	8,300	83,600	174,400	17,025.00 + 28%	83,600
11,350	-----	2,937.00 + 35%	11,350	174,400	379,150	42,449.00 + 33%	174,400
				379,150	-----	110,016.50 + 35%	379,150

<b>Schedule Y</b>				<b>Schedule Z</b>			
<b>Married Filing Separate Returns</b> —If you checked <b>Filing Status Box 3, 4, or 5</b> on Form 1040NR				<b>Qualifying Widows and Widowers</b> —If you checked <b>Filing Status Box 6</b> on Form 1040NR			
<b>If line 41 is:</b>		<b>The tax is:</b>	<i>of the amount over—</i>	<b>If line 41 is:</b>		<b>The tax is:</b>	<i>of the amount over—</i>
<i>Over—</i>	<i>But not over—</i>			<i>Over—</i>	<i>But not over—</i>		
\$0	\$8,500	..... 10%	\$0	\$0	\$17,000	..... 10%	\$0
8,500	34,500	\$850.00 + 15%	8,500	17,000	69,000	\$1,700.00 + 15%	17,000
34,500	69,675	4,750.00 + 25%	34,500	69,000	139,350	9,500.00 + 25%	69,000
69,675	106,150	13,543.75 + 28%	69,675	139,350	212,300	27,087.50 + 28%	139,350
106,150	189,575	23,756.75 + 33%	106,150	212,300	379,150	47,513.50 + 33%	212,300
189,575	-----	51,287.00 + 35%	189,575	379,150	-----	102,574.00 + 35%	379,150

(Continued)

# Index

\$250,000 compensation	11
2011 Tax Computation Worksheet—Line 41	63
2011 Tax Rate Schedules	64
2011 Tax table	51

## A

Additional deferral for section 401(k)(11) and SIMPLE plans	11
Additional tax on IRAs and other qualified retirement plans	29
Additional tax on other qualified retirement plans	29
Address change	8
Address foreign:	
Country	8
P.O. box	8
Adjusted gross income	19, 23
Adoption expenses:	
Employer-provided benefits fo	11
Alternative minimum tax:	
Adjustments and Preferences	24
Disposition of U.S. real property	24
Alternative trade adjustment assistance (ATAA) or reemployment trade adjustment assistance (RTAA) payments	18
Amended return	44
Amount refunded to you	32
Amount you owe:	
Extension of time to pay	33
Pay by check or money order; (EFTPS); credit or debit card; installment agreement; an extension	33
AMT, allowance of certain personal credits against	25
Annuities	15
Attachments to the return	43
Avoid Common Mistakes	43

## B

Business income or (loss):	
Stocks, securities, and commodities income as a dealer in	14

## C

Canceled debts	18
Capital gain distributions	12, 14
Capital gain or (loss):	
Exception	14
Casualty and theft losses	36
Charitable contribution deduction, recapture if the charitable organization disposes of the donated property within 3 years of the contribution	18
Charitable contribution deduction, recapture relating to the contribution of a fractional interest in tangible personal property	18

Charity, gifts to:	
Contributions you can deduct	35
Contributions you cannot deduct	35
Limit on the amount you can deduct	35
Recordkeeping	35
Charity, other than by cash or check:	
Clothing and household items	36
Recordkeeping	36
Child and dependent care expenses:	
Credit for	26
Child of divorced or separated parents, exemption for	10
Child tax credit	26
Child Tax Credit Worksheet—Line 48	26
Child tax credit, additional:	
Two Steps To Take the Additional Child Tax Credit!	31
Child Tax Credit, three steps to take the	26
Child Tax Credit, who must use Pub. 972	26
Community income	7
Contributions to reduce debt held by the public	44
Contributions, carryover From Prior Year	36
Corrective distributions	12
Corrective distributions from a retirement plan	11
Coverdell education savings account (ESA) or a qualified tuition program (QTP), taxable distributions	18
Credit for federal tax on fuels	31
Credits against tax	7, 25

## D

Daycare expenses:	
Credit for	26
Death of a taxpayer	44
Deceased taxpayer refund	45
Decedents	4
Deduction for exemptions	24
Dependent care benefits	11
Dependents, exemption for	10
Direct deposit of refund	32
Direct deposit of refund to IRAs	32
Direct deposit of refund to TreasuryDirect®	32
Direct deposit of refund to two or three different accounts	32
Direct deposit of refund to your checking or savings account	32
Direct deposit request rejected	33
Disability pensions	11, 12
Disaster relief payments, taxable part	18
Disclosure, Privacy Act, and Paperwork Reduction Act Notice	48

Dispositions of United States real property interests	7
Dividend income	12
Dividends qualified:	
Exception	12
Dividends:	
Dividend equivalent payments	38
Exceptions	38
Divorced or separated parents, children of	10
Domestic production activities deduction	23
Dual-Status Tax Year	6
Dual-status taxpayers	6
Dual-status taxpayers restrictions	6
Dual-status year what and where to file	6
Dual-status year, how to figure tax for	7
Dual-status year, income subject to tax	6

## E

Educator expenses	19
Effectively connected income	11
Election to be taxed as a resident alien	5
Estates	4
Estates, exemption for	24
Estimated tax for 2011	43
Estimated tax payments	31
Estimated tax penalty:	
Exception	33
Everyday Tax Solutions	45
Excess salary deferrals	11
Excess salary deferrals	11
Excess social security and Tier 1 RRTA tax withheld	31
Exemptions:	
Dependents	10
Estates	24
Individuals	24
Spouse	10
Trusts	24
Expatriates	8
Expenses other	37
Expired tax benefits:	
Alternative motor vehicle credit	1
Extension of time to file	5
Extension of time to file, amount paid with	31

## F

Farm income or (loss)	18
Filing requirements	3
Filing status:	
Married	9
Single	9
First-time homebuyer credit repayment	30
Foreign income taxed by the United States	8
Foreign tax credit	25
Form 1040-C. Credit for amount paid with Form 1040-C	31
Form 1042-S, refunds of tax withheld	32

Form W-2 missing or incorrect	12
Free Help With Your Return	45
Free publications	2
Fringe benefits	11
Fringe benefits, Tip income:	
Dependent care benefits	11
Employer-provided, benefits and adoption benefits	11

## G

Gains and (losses) from U.S. real property interests	14
------------------------------------------------------	----

## H

Health savings account (HSA) or an Archer MSA taxable distributions	18
Health savings account deduction	19
Help for People With Disabilities	45, 46
Household employment taxes	30
How to report income on Form 1040NR	7
HSA amounts deemed to be income because you did not remain an eligible individual during the testing period	18

## I

Identifying number:	
Employer identification number (EIN)	8
IRS individual taxpayer identification number (ITIN)	8
Social security number (SSN)	8
Identity theft:	
IRS Protection Specialized Unit	44
Income effectively connected With a U.S. Trade or Business, Tax Computation	23
Income not effectively connected with a U.S. trade or business, Schedule NEC	38
Income not effectively connected with a U.S. trade or business	18
Income tax withholding (federal) for 2011	43
Income that is not effectively connected	18
Income to be reported	11
Income, fringe benefits	11
Income, Other types of:	
Household wages	11
Tip income	11
Income. Other taxable income	18
Individual retirement arrangements (IRAs):	
Contributions to	20
IRA Deduction Worksheet—Line 32	22
Nondeductible contributions to	22



Signature .....	34	Tax, qualified dividends and capital gain tax worksheet .....	24	Unreported social security and Medicare tax: Tip income Form 4137 .....	29	When to file: Estates and trusts .....	5
Child's return .....	43	Taxable refunds, credits, or offsets of state and local income taxes .....	13	Wages from an employer who did not withhold social security and Medicare tax Form 8919 .....	29	Individuals .....	5
State and local income taxes, deduction for .....	35	Tax-exempt interest .....	12			Where to file: Estates and Trusts .....	5
Student loan interest deduction: Eligible student .....	22	Taxpayer Advocate Service (TAS) .....	50			Individuals .....	5
Qualified higher education expenses .....	22	Taxpayer Assistance .....	45			Withholding of tax at the source: Exceptions .....	38
Qualified student loan .....	22	Telephone assistance: Federal tax information .....	47	<b>V</b>		Worksheet for tax on qualified dividends .....	24
Student Loan Interest Deduction Worksheet—Line 33 .....	22	Telephone services: Hearing Impaired TTY/TDD .....	48	Volunteer Income Tax Assistance Program (VITA) .....	45	Write-in adjustments related to your effectively connected income: Archer MSA deduction .....	23
Substantial presence test: Closer connection exception for foreign students .....	2	National Taxpayer Advocate helpline .....	48			Attorney fees and court costs for actions involving certain unlawful discrimination claims .....	23
Closer connection to a foreign country .....	2	Tax forms and publications .....	48	<b>W</b>		Attorney fees and court costs in connection with an award from the IRS .....	23
Exempt individual .....	2	Tax help and questions .....	48	W-2 .....	11	Contributions by certain chaplains to section 403(b) plans .....	23
		TeleTax information - 24 hour tax information .....	48	Wages from Form 8919 .....	11	Contributions to section 501(c)(18)(D) pension plans .....	23
		Third party designee .....	34	We welcome comments on forms .....	48	Qualified performing artist expenses .....	23
<b>T</b>		Tier 1 RRTA tax withheld .....	31	What if you cannot pay? .....	47	Reforestation amortization and expenses .....	23
<b>Tax:</b>		Tip income .....	11	What's New for 2011: Alternative minimum tax (AMT) exemption .....	1	Repayment of supplemental unemployment benefits under the Trade Act of 1974 .....	23
Tax from Form 4972 .....	24	Transportation tax .....	29	Capital gains and losses .....	1		
Tax from Form 8814 .....	24	Treaty-exempt income .....	19	Designated Roth accounts .....	1		
Tax computation for individuals .....	24	Treaty-exempt income, report .....	41	Due date of return .....	1		
Tax Computation on Income Effectively Connected With a U.S. Trade or Business .....	23	Trusts .....	4	Form 8938 .....	1		
Tax Counseling for the Elderly (TCE) .....	45	Trusts, exemption deduction for .....	24	Future developments .....	1		
Tax from schedule J .....	24			Health savings accounts (HSAs) and Archer MSAs .....	1		
Tax preparation fees .....	37			Refunds of tax withheld on a Form 1042-S .....	1		
Tax return copy .....	44			Repayment of first-time homebuyer credit .....	1		
Tax Services in Other Languages .....	45, 46			Roth IRAs .....	1		
Tax table or computation worksheet .....	24	<b>U</b>		Self-employed health insurance deduction .....	1		
		Unemployment compensation .....	18	Standard mileage rates .....	1		
		Unreimbursed employee expenses .....	37				